


Pertame Fluency Transfer System Ngetya

Beginner

salish
school of spokane



Pertame Fluency Transfer System

Credit and Copyright Notice for Book 1

The overall organization and curricular approach of this book is provided by LaRae Wiley and Christopher Parkin, and is based on the ḡsəl̓xcíḡ (Colville-Okanagan) language text, ḡsəl̓xcíḡ 1: A Beginning Course in Colville–Okanagan Salish, by Samtíca? (Sarah) Peterson with LaRae Wiley and Christopher Parkin.

LaRae Wiley, Christopher Parkin and the Pertame School gives permission for people to print and use this curriculum for non-profit educational purposes. This curriculum may not be sold for profit. These materials may not be used with other languages with the express, written permission of LaRae Wiley and Christopher Parkin.

If you would like to use and modify this curriculum for your language please contact Christopher Parkin (chris@salishschoolofspokane.org)

Curricular approach and text organization © 2003–2023 LaRae Wiley & Christopher Parkin and used with the permission.

Translations and audio recordings by Pertame Elder Doreen Abbott

Compiled by Vanessa Farrelly, with editing support from Samantha Armstrong & Francisco Gorey

Translations also gathered from work by Christobel Swan, D Abbott and Marlene Cousins from “A Learner’s Wordlist of Pertame”, (1993) Alice Springs, NT: Institute for Aboriginal Development

This book is build from years of work learning and teaching Pertame led by Elders Christobel Swan, Doreen Abbott, N Armstrong, Valda Forrester and Kathleen Bradshaw-Swan.

Image credits:

Inge Kral, Samantha Disbray and Jennifer Green (Compilers), 2022. Arlkeny map-akert / Australian Indigenous Languages Image Bank ‘AILIB’. Collection AILIB at catalog.paradisec.org.au [Open Access]. <https://dx.doi.org/10.26278/GY4E-MH93>

Indigemoji artworks found at: <https://www.indigemoji.com.au/emojis>

Canva clip art

Photography from Vanessa Farrelly and Samantha Armstrong

Pertame Fluency Transfer System	2
Credit and Copyright Notice for Book 1	2
To Listen to audio for all words and phrases, scan the QR code here:	4
Session 1: Survival Phrases	6
Session 2: Introductions:	7
Session 3: Merna & Kera 1	12
Session 4: Wenha ngirra 1?	15
Session 5: Relha 1	18
Session 6: Nthakenty?	21
Session 7: Altya 1	24
Session 8: Altya 2	27
Session 9: Nparn-irrentya	30
Session 10: Welenty 1	33
Session 11: Wenha Ngirra? 2	35
Session 12: Pmera 1	39
Session 13: Pmera 2	41
Session 14: Nhandh wenha ngirra?	44
Session 15: Merna & kera 2	47
Session 16: Unta wenha mparem 1 (yenga)	50
Session 17: Unta wenha mparem 2 (atha)	53
Session 18: Ngetya Untya-kenh Yultha 1	56
Session 19: Rurla Ntywenh-ntywenh	60
Session 20: Mperrk 1	62
Session 21: Mperrk 2	66
Session 22: Ikera-rinya, kwatya-rinya	70
Session 23: Unta wenha ngirra 2	73
Session 24: Wenha Unta mparem 3	76
Session 25: Unta wenha mparem 4	78
Session 26: Wenha ira ngirra	81
Session 27: Relha 2	85
Session 28: Manter	89
Session 29: Wenha unta mparem 5	91
Session 30: Itya mparetyek	95
Session 31: Welenty 2	97
Session 32: Ilengar 1?	100
Session 33: Merna 3	103
Session 34: Mirnta	106
Session 35: Ira wenha rlkwem 1	109
Session 36: Ira wenha rlkwem 2	113

Session 37: Ilengara 2	116
Session 38: Lkera 1	118
Session 39: Unta wenha Mparem 6	121
Session 40: Nthana 1?	124
Session 41: Nthana 2	130
Session 42: Unta wenha mparem 7	132
Session 43: Rurla (trees)	135
Session 44: Urrkapenha-kenh	139
Session 45: Nthana 3	141
Session 46: Ilengar 3	144
Session 47: Ilengara merna urnma-irrem?	149
Session 48: Ira nthana nem	152
Session 49: Rrwerkem	156
Session 50: Lengang-tyel tnartyek	159
Your Progress through The Fluency Transfer System:	162

To Listen to audio for all words and phrases, scan the QR code here:



Link here:

<https://soundcloud.com/vanessa-farrelly/sets/fluency-transfer-system-beginner-session-recordings>

Listen to audio Recordings
for all the Sessions here:



<https://soundcloud.com/vanessa-farrelly/sets/fluency-transfer-system-beginner-session-recordings>

Session 1: Survival Phrases

Wenha?	What?
Wenha Nhanh?	What's this?
Wenha Lanh?	What's that?
Wenha Nhak?	What's that over there?
Nthakenh unta ngkem____?	How do you say
Wenha atha mparem?	What am I doing?
Wenha unta mparem?	What are you doing?
Ira wenha mparem?	What is he/she doing?
Wetha Ngkerlathen	Say that again
Mwentya ngkerlathen	Say that slow
Owa	Yes
itya	No
Atha wem	I'm listening
Yenga kaltya	I know
Yenga itya kaltya ngirra	I don't understand
nthan?	Where?
ilengara?	When?
ngwenh?	who?

Survival Phrases



Wenha



wenha nhanha



wenha lanha




wenha nhaka



wenha Atha mparem?



wenha Unta mparem?



Ira wenha mparem



Nthakenh unta ngkem
_____?



Wetha ngkerlathen!



Mwenty ngkerlathen!

Survival Phrases



Owa



itya



Atha wem



Yenga kaltya



Yenga itya kaltya ngirra



ilengara?



Nthan?



Ngwenh?

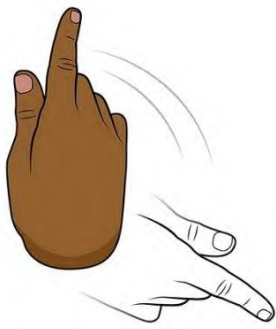
Session 2: Introductions:

Werta	Hello
Anma rethnug	See you later
Unta marra?	You good?
Nthakenh-irrem?	What's happening?
Nthakenh ngirr unta welhem?	What do you feel?
Kenh unta?	How about you?

Owa, yenga marra	Yes, I'm good
Kurna wara	Not to bad
Itya, Yenga mirnta ngirra	No, I feel sick
Itya, Yenga purrka welhem	No, I feel tired
Itya, Yenga kurna welhem	No, I feel bad
kela, lakenha wara	Ok, I feel how you see me

Q: Rritna ngkwanga ngwenh?	Q: What's your name?
A: Rritna nwek nem _____	A: my name is _____
Q: Ngwenhal unta?	Q: Who are you?
A: Rritna nweka nem _____	A: My name is
A: Yenga _____ nem	A: I am

Introductions



Werta? Ntakenh-irrem




Nthakenh ngirr unta welhem?



Unta marra?



Owa, yenga marra




Kurna wara




Itya, Yenga mirnta ngirr



Itya, Yenga purrka welhem



Kela lakenha wara



itya yenga kurna welhem



Kenha unta?



Unma Rethnung

Introductions Homework

Fill in blankets of two people have an introduction conversation

The image shows a two-row comic strip template for an introduction conversation. Each row consists of three panels connected by arrows, indicating a sequence of events. The top row starts with two characters, each with a speech bubble containing the word "werta" and a thought bubble. The middle panel shows the characters with empty speech bubbles and thought bubbles. The bottom panel shows the characters with empty speech bubbles and thought bubbles. The bottom row starts with two characters, each with an empty speech bubble and a thought bubble. The middle panel shows the characters with empty speech bubbles and thought bubbles. The bottom panel shows the characters with empty speech bubbles and thought bubbles. A "The End!" box is located at the bottom right of the bottom row. The text "Badger State Speechy" is written vertically on the left side of the bottom row.

Badger State Speechy

The End!

Session 3: Merna & Kera 1

Merna	Plant food and bread
Kera	Meat
Kwatya	Water
Annga	Seeds
Kwart	Egg
Takwel	Apple
Yalka	Onion
Kamperra	Tomato
Mpelyirt	Orange
Latyey	Potato
Ntera	Fat / Butter

ngkerrem:

Q1: Unta _____-k antya-nem	Q: Do you want _____?
A: Owa, yenga _____-k antya-nem	A: Yes I want _____
A: Yenga itya _____-k antya-nem	A: No I don't want _____

Session 3: Merna & Kera 1



Merna



Kera



Kwatya



Annga



Kwart



Takwela



Yalka



Kamperarra



Mpelyirt



Latyey



Ntera

Session 3: Merna & Kera 1 Homework

Answer the questions by writing if you want the food shown in the picture. Follow the model.

unta = you
 antya-nem = want
 owa= yes
 yenga = I



Q: Unta mernak antya-nem ?

Owa, yenga mernak antya nem

A: _____



Q: Unta kerak antya-nem ?

Owa, yenga kerak antya nem

A: _____



Q: Unta kwatyak antya-nem?

A: _____



Q: Unta anngak antya-nem?

A: _____



Q: Unta kwartak antya-nem?

A: _____



Q: Unta takwelak antya-nem ?

A: _____



Q: Unta kwatyak antya-nem?

A: _____



Q: Unta kamperarrak antya-nem?

A: _____



Q: Unta Mpelyirtak antya-nem?

A: _____



Q: Unta Latyeyak antya-nem?

A: _____



Q: Unta nterak antya-nem?

A: _____

Session 4: Wenha ngirra 1?

ilkerlt	Strong
twengka	short
itany	Tall
inangkel	Clever
kngerraty	Big
kweka	Small
marra	good
ingkwey	old
kurna	No good
tywer	skinny
irlenpinya	Champion
rerta	mad
ilpawa	weak


Ngkerrem:

Q1: Unta ____?	Q1: Are you ____?
A: Owa, yenga ____	A: Yes, I am ____
A: Yenga itya ____	A: I'm not ____

Session 4: Wenha ngirra 1?



ilkerlt



itany



twengka



Inangkel



Kngerraty




Kweka




ingkweya



Kurna



Tyew



rerta



ilpawa



irlenpinya


Session 4: Wenha ngirra 1? Homework

Answer the questions by telling what you are like. Follow the model.



Q: Unta ilkerlt?

A: *owa, yenga ilkerlt*



Q: Unta itany?

A: _____



Q: Unta twengka?

A: _____



Q: Unta Inangkel?

A: _____



Q: Unta Kngerraty?

A: _____



Q: Unta Kweka?

A: _____



Q: Unta ingkweya?

A: _____



Q: Unta Kurna?

A: _____



Q: Unta Tyew?

A: _____



Q: Unta rerta?

A: _____



Q: Unta ilpawa?

A: _____



Q: Unta irlenpinya?

A: _____

Session 5: Relha 1

Relha	Aboriginal people
ketyey	child
ketyey ilkngara	baby
kwarra	girl
werra	boy
rrwekety	woman
urta	man
kngerre pate	Old person
ngangkar	Traditional healer
irrkwenty	police
wengka	Teenaged girl
urta intyiny	Old man
rrweketya ingkwey	Old woman
lhenter	White person

ngkerrem

Q1: Ira ____	Q1: She/he is a ____
Owa, ira ____	A: Yes, she/he is a ____
Ira itya ____	A: No, she/he isn't a ____
Q2: Unta ____	Q2: Are you a ____
Owa, yenga ____	A: Yes, I am ____
Yenga itya ____	A: I am not a ____

Session 5: Relha 1



Ketyey lkgara



kngerre pate



Werra



Kwarra



Urta



Rrwekety



Wengka



Urta intyanya



Rrwekety ingkwey



Lhenter



irrkwenty



Ngangkera



relha



Ketyey

Session 5: Relha 1 Homework

Answer the questions by telling what you are. Follow the model.



Q: Unta Ketyey lkgara?

yenga itya ketyey
lkgara

A: _____



Q: Unta kngerre pate?

A: _____



Q: Unta Werra?

A: _____



Q: Unta Kwarra?

A: _____



Q: Unta Urta?

A: _____



Q: Unta Rrwekety?

A: _____



Q: Unta Wengka?

A: _____



Q: Unta Urta intyanya?

A: _____



Q: Unta Rrwekety ingkwey?

A: _____



Q: Unta Lhenter?

A: _____



Q: Unta irrkwenty?

A: _____



Q: Unta Ngangkera?

A: _____



Q: Unta relha?

A: _____



Q: Unta ketyey?

A: _____

Session 6: Nthakenty?

nyenta	1
therra	2
urrpety	3, a few
itya	Nothing, 0
tningk	4 or more, lots
kngerra	lots
tningk nthurra	Big mob
kweka wara	Just a little bit

ngkerrem

Q1: Nthakentyal?	Q1: How many?
A: Yenga ____ kerta	A: I have ____
Q2: Nthankentyal unta antya-nem?	Q2: How much do you want?
A: Yenga ____ k antya-nem	A: I want ____
Q3: ketyey nthakentyal ngkwanga nem?	Q3: How many children do you have?
A: Yenga ketyey ____ kerta	A: I have ____ children

Nthakenty?



Nyenta



Therra



urrpety



itya



tningk



kngerra




tningk nthurra




kweka wara

Session 6: Nthakenty? Homework

Write how many ketyey (children) you have in each box
Yenga ketyey ___ kerta = I have ___ children

 = Yenga ketyey ^{nyenta} kert

 = Yenga ketyey kert

 = kert

 =


 =

Session 7: Altya 1

ketyey	child
meya	mother
karta	father
wentyeng	aunty
kamern	uncle
kwaya / Yaya	Big sister
kwelya / kaka	Big brother
Irtey	Young sibling
lyurra ipmenh	Grandmother (mother's side)
lyurra perla	Grandmother (father's side)
arrang / Anga	Grandfather (on father's side)
tartart / tyemey / ampa	Grandfather (on mother's side)

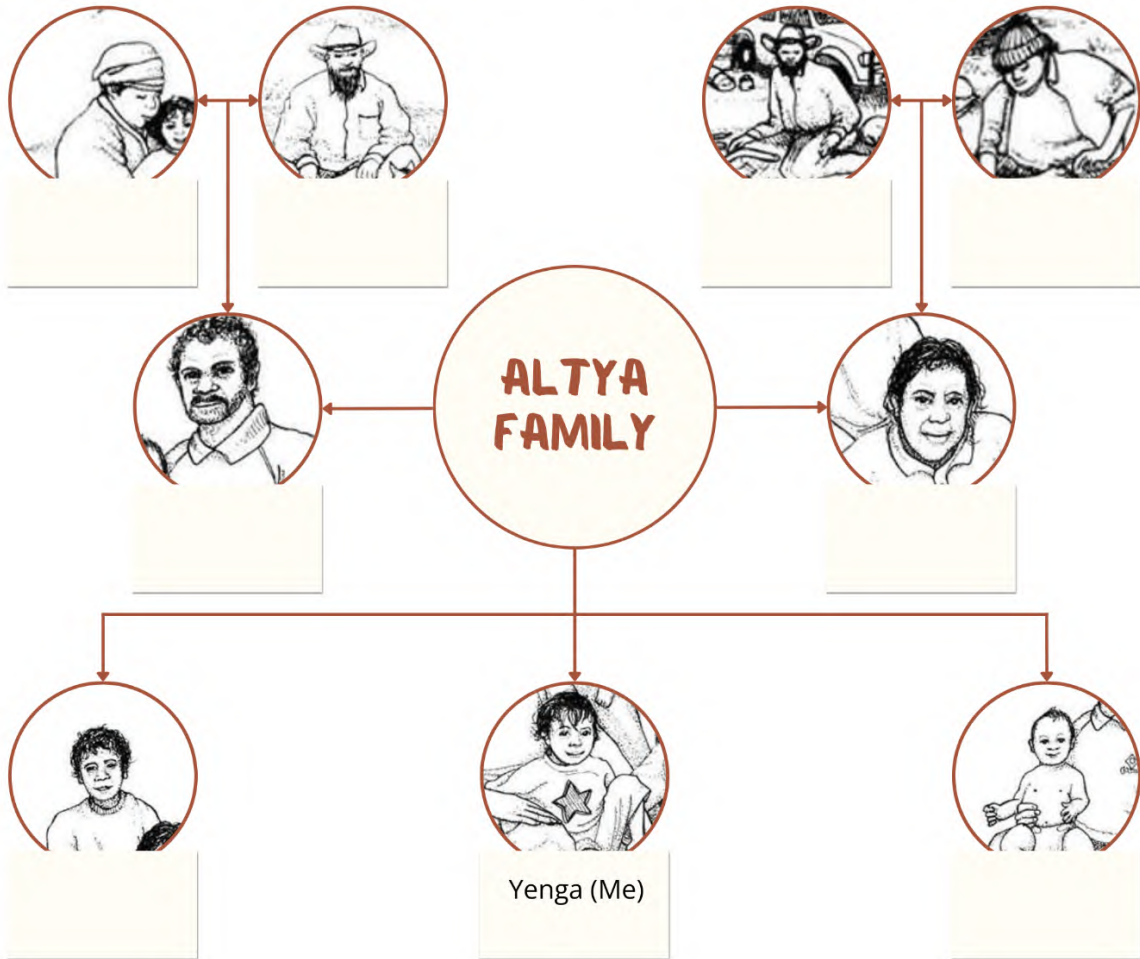
Q1: _____ ngkwang nthanal nem?	Q1: Where does your ____ live?
A: _____ nweka _____ al nem	A: _____ lives in _____
Q2: _____ Nthakentyal ngkwang?	Q2: How many _____ do you have?
A: Yenga _____ kert	A: I have _____

Altya 1



Session 7: Altya 1 Homework

Complete this family tree using the family terms from Altya 1





Session 8: Altya 2



ankela	mother's brother's son	Male cousin (if you are a male)
ltyela	mother's brother's daughter	Female cousin (if you are female)
Rrwempa	mother's brother's child	Opposite sex cousin
pepe	nephew or niece	Great grand parent or great grand child
lera	son of a man	
nuwa	Spouse	Husband or wife
mparn	Spouse's brother	brother in law
Nterng	Spouse's sister	sister in law

Q1: _____ ngkwang nthanal nem?	Q1: Where does your ____ live?
A: _____ nweka _____ al nem	A: _____ lives in _____
Q2: ____ Nthakentyal ngkwanga nem?	Q2: How many ____ do you have?
A: Yenga _____ kert	A: I have _____

Altya 2



Altya 2



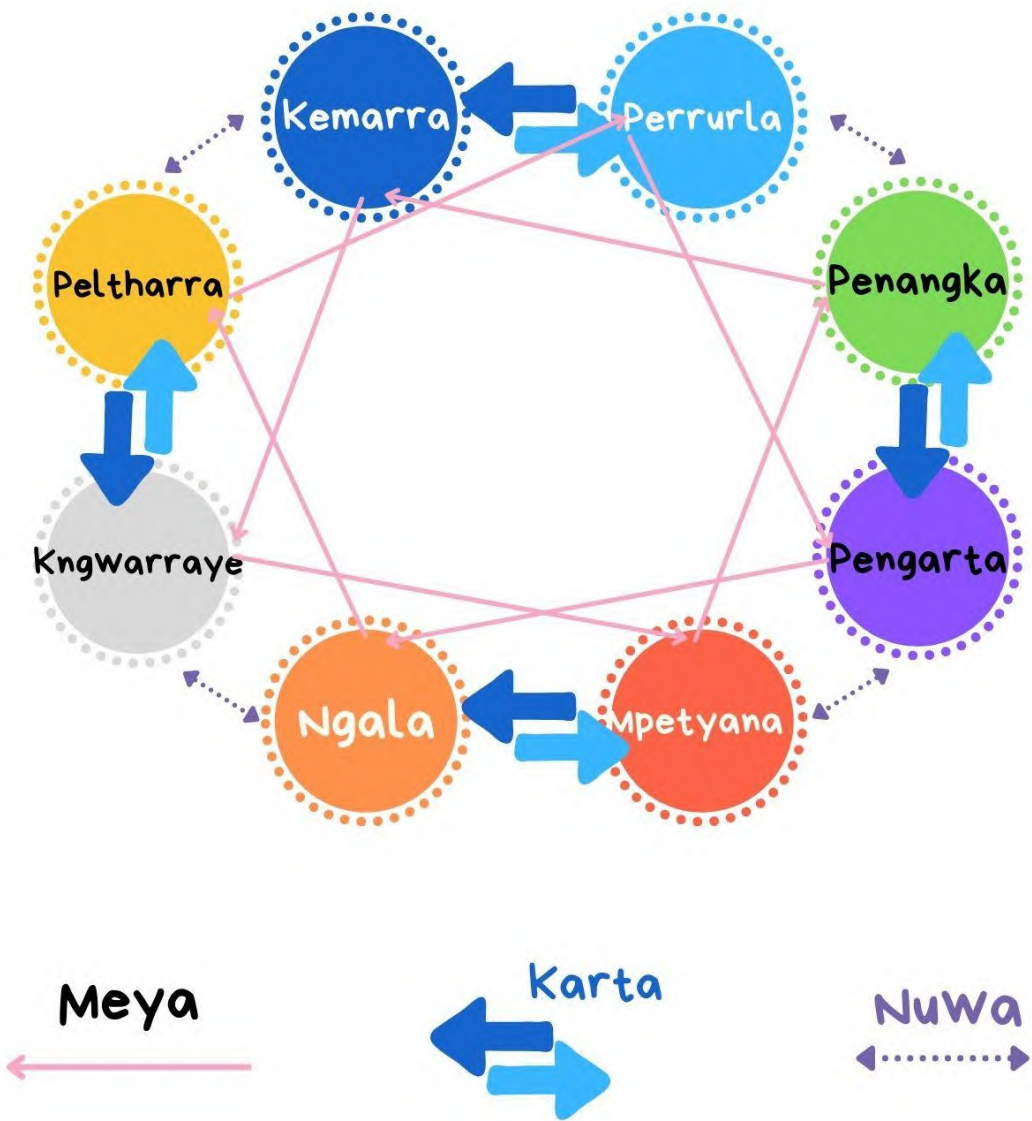
Session 9: Nparn-irrentya

Side 1	Side 2
Ngala	Mpetyana
Kngwarraye	Peltharra
Perrurla	Kemarra
Penangk	Pengarta


Ngkerrem:

Q1: Ngwenh unta?	Q1: Who are you?
A: yenga ____ nem	A: I am a ____
Q2: Ngwenh ketyey ngkwang?	Q2: Who is your child?
A: Ketyey nwek ____ nem	A: My child is a ____
Q3: Ngwenh meya ngkwang?	Q3: Who is your mother?
A: meya nwek ____ nem	A: my mother is a ____
Q4: Ngwenh karta ngkwang?	Q4: Who is your father?
A: karta nwek ____ nem	A: my father is a ____
Q5: Ngwenh nuwa ngkwang?	Q5: Who is your promised one?
A: Nuwa nwek ____ nem	A: my promised one is a ____

Nparna-irrentya



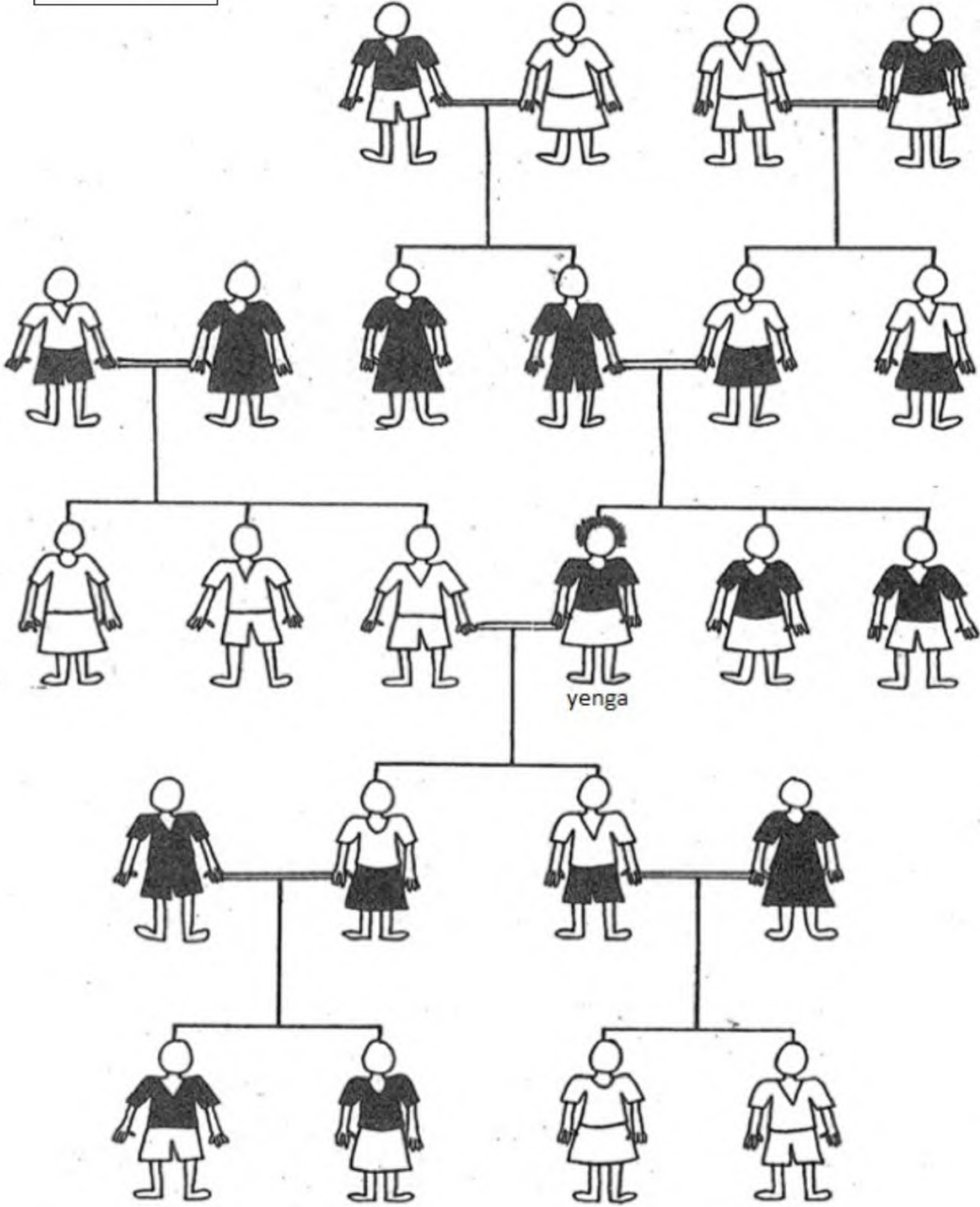
e.g.



relationship to you
skin name

Session 8 & 9: Altya homework

Write your skin name under the person named "yenga" or me, and fill out the rest of the family tree with their skin names and their family relationship to you.



Session 10: Welenty 1

kangkenty	happy
purrka	tired
mirnta	sick
nerinkel	hungry
ngethal	thirsty
tera	scared
pura	Shame, embarrassed
kernta	cold
yerrknga	Angry
irrara-irrem	Loney, home sick
lerrem	Wanting, desiring
nthwerrkng-irrem	Feeling sorry, sad


Ngkerrem:

Q1: Ira _____	Q1: Is he/she _____
A: Owa, ira _____	A: Yes he/she is _____
A: Ira itya _____	A: he/she isn't _____
Q2: Unta _____ ?	Q2: Do you feel _____
A: Owa, yenga _____	A: Yes, I feel _____
A: yenga itya _____	A: I don't feel _____

Welenty 1



kangkem



purrka



Nernkel



ngethal



Tera



Pura



Kernta



Mpwem



irrara



ilpawa



mirnta



yerrkng

Session 10: Welenty 1 homework

Answer the questions by telling what you are. Follow the model.



Q: Unta kangkem?

owa, yenga kangkem

A: _____



Q: Unta purrka?

A: _____



Q: Unta Nerinkel?

A: _____



Q: Unta ngethal?

A: _____



Q: Unta Tera?

A: _____



Q: Unta Pura?

A: _____




Q: Unta Kernta?

A: _____



Q: Unta mpwem?

A: _____



Q: Unta irrara?

A: _____



Q: Unta ilpawa?

A: _____



Q: Unta mirnta?

A: _____



Q: Unta yerrkng?

A: _____

Session 11: Wenha Ngirra? 2

urrlpert	dirty
ltherrp	bald
Panga	blind
tnwernta	pregnant
irnurr	lame/crippled
tekert	fast
mwenty	slow
ilkngara	Poor, bare
irkerleng	skinny
mirnta	sick
rrirlpa	Sharp, pointy
alkngernt	Troublemaker

Ngkerrem:

Q1: Ira ____?	Q1: Is h/she ____?
A1: Owa, ira ____	A1: Yes, h/she ____.
A2: ira itya ____	A2: h/she are not ____
Q2: Itna ____?	Q2: Are they ____?
A1: Owa, itna ____	A1: Yes, they are
A2: Itna itya ____	A2: They are not

Session 11: Wenha Ngirra? 2



Urrpert



Lthurrr



Panga



Tnwernt



irnurr



tekert



mwenty



ilkgara




irrkerrleng



mirnta



rrirlpa



lkngernt

Session 11: Wenha Ngirra? 2 Homework

Answer the questions by telling what you are. Follow the model.

unta= you
owa= yes
yenga = I



Q: Unta urrpert?
Owa, yenga urrpert

A: _____



Q: Unta Lthurrrp?

A: _____



Q: Unta Panga?

A: _____



Q: Unta Tnwernt?

A: _____



Q: Unta irnurr?

A: _____



Q: Unta tekert?

A: _____



Q: Unta mwenty?

A: _____



Q: Unta ilkngara?

A: _____



Q: Unta irrkerleng?

A: _____




Q: Unta mirnta?

A: _____



Q: Unta rrirlpa?

A: _____



Q: Unta lkngernt?

A: _____

Session 12: Pmera 1

Pmera	Country, place, home
lhera	river
rerrka	Sand hill
perta	Rock, stone, hill
Intey	cave
lherrety	Creek
kwatya laya	Ocean
lkngantha kngerry	city
kwatya ipert	Water hole


Ngkerrem

Q1: Unta ____-werna lhem?	Q1: Are you going to ____
A: Yenga ____-werna lhem	A: I am going to the ____
A: Yenga itya ____-werna lhem	A: I'm not going to the ____
Q2: Nthana itnanh?	Q2: Where are they?
A: itna ____-werna lhek	A: they went to the ____

Pmera 1




Intey




Kwatya ipert



Lhera



Iherrety



Perta



Rerrka



Alkngantha kngerry



Pmera



Kwatya laya

Session 12: Pmera 1 Homework

Answer the questions by telling where you are going. Follow the model.

Unta ___-werna lhem? Are you going to the ___



Q: Unta Intey werna lhem?

**Owa, yenga intey
werna lhem**

A: _____



Q: Unta Kwatya ipert werna lhem?

A: _____



Q: Unta Lhera werna lhem?

A: _____



Q: Unta lherrety werna lhem?

A: _____



Q: Unta Perta werna lhem?

A: _____



Q: Unta Rerrka werna lhem?

A: _____



Q: Unta Alkngantha kngerrty werna lhem?

A: _____



Q: Unta pmera werna lhem?

A: _____



Q: Unta kwatya laya werna lhem?

A: _____

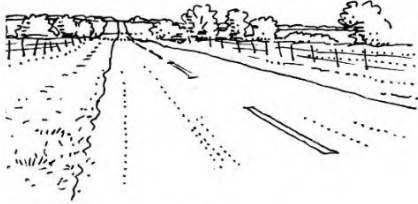
Session 13: Pmera 2

perta urrath	Range
twaty	Gap
arrkng	mud
rltherrp or arna irnterrk	Clay pans
irnka	cliff
kwatya ngentya	soakage
itaye	Road, path
nkirra	deep bank of a creek
therrktherrk	Grassy area

ngkerrem

Q1: Unta ____-werna lhem?	Q1: Are you going to ____
A: Owa, Yenga ____-werna lhem	A: I am going to the ____
A: Yenga itya ____-werna lhem	A: I'm not going to the ____
Q2: Nthana ____?	Where is ____?
A: ____ nhaka-wern	A: ____ is over there

Pmera 2



itaye




Perta urrath



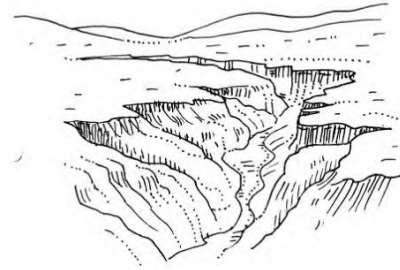
ngentya




Arrkng



Nkirra



Twaty



Therrek-therrek




irnka



arna irnterrk

Session 13: Pmera 2 Homework



Q: Unta itaye werna lhem?

Owa, yenga itaye
werna lhem

A: _____



Q: Unta Perta urrath werna lhem?

A: _____



Q: Unta ngentya lhem?

A: _____



Q: Unta Arrkng werna lhem?

A: _____




Q: Unta Nkirra werna lhem?

A: _____



Q: Unta Twaty werna lhem?

A: _____



Q: Unta Therrek-therrek werna lhem?

A: _____



Q: Unta irnka werna lhem?

A: _____



Q: Unta arna irnterrk werna lhem?

A: _____


Session 14: Nhanh wenha ngirra?

urrperl	black
tywelkera	white
thethek	red
lernnga ngirra	yellow
therreka ngirra	green
lkera ngirra	blue
ilentya ngirra	pink
parrakeyla ngirra	Purple
arna ngirra	brown
mpeltyirta ngirra	Orange
irlpungker	Grey

ngkerrem:

Q1: Nhanh wenha ngirra?	Q1: What colour is this here?
A: Nhanha _____	A: This is _____
Q2: Lanh wenha ngirra?	Q2: What colour is that there?
A: Lanha _____	A: That is _____
Q3: Nhak wenha ngirra?	Q3: What colour is that over there?
A: Nhaka _____	A: That over there is _____


Nhanh wenh ngirra?



urrperl




tywelker




thethek



lernnga ngirra



therrek ngirra




lkerana ngirra




ilentya ngirra



parrakelya ngirra



arna ngirra



mpeltyirta ngirra




irlpungker

Session 14: Nhand Wenha ngirra homework

Colour the butterfly according to the key at the right.

- 1.urrperl
- 2.Tywelkera
- 3.thethek
- 4.Lernnga ngirra
- 5.Therreka ngirra
- 6.lkera ngirra
- 7.ilentya ngirra
- 8.Parrakeyla ngirra
- 9.Arna ngirra
- 10.Mpelyirta ngirra
- 11.irlpungker



Session 15: Merna & kera 2

arra	Kangaroo
remey	Goanna
tyunpa	Perentie
ntepirtn	General word for fish
tyapa	Witchetty grub
yerrampa	Honey ant
lherrakamp	Bush sweet flakes
tyurrka	Bush fig
lankga	Bush banana
pmerlp	Quandong
thungalp	Sweet sap from trees
lhwengalper	Spangled perch

ngkerrem:

Q1: Unta ____ rkwem?	Q1: Are you eating ____
A: Owa, atha ____ rkwem	A: Yes, I am eating
A: atha itya ____ rkwem	A: I'm not eating ____

Session 15: Merna & Kera 2



Tyapa



Arra



Remey



Tyurrk



Ntepirtn




Langka



Yerrampa



Pmerlp



Lhungalpera



Tyunpa



Tewa



Rratning



Ihwerrakamp



thungalpa

Session 15: Merna & Kera 2 homework

Answer the question "Do you eat ___?" / "unta ___rlkwem"?



Q: Unta Tyapa rlkwem?

**owa, atha tyapa
rlkwem**

A: _____



Q: Unta Arra rlkwem

A: _____



Q: Unta Remey rlkwem?

A: _____



Q: Unta Tyurrrk rlkwem?

A: _____



Q: Unta Ntepirtn rlkwem?

A: _____



Q: Unta Langka rlkwem?

A: _____



Q: Unta Yerrampa rlkwem?

A: _____



Q: Unta Pmerlp rlkwem?

A: _____



Q: Unta Lhungalpera rlkwem?

A: _____



Q: Unta Tyunpa rlkwem?

A: _____



Q: Unta Tewa rlkwem?

A: _____



Q: Unta Rratning rlkwem?

A: _____



Q: Unta Ihwerrakamp rlkwem?

A: _____



Q: Unta thungalpa rlkwem?

A: _____

Session 16: Unta wenha mparem 1 (yenga)

nem	sitting
intem	laying
tnam	standing
lhem	going
lingka lhem	walking
iterrem	running
lhewalhem	Washing yourself
ngkem	Talking
ilhelhem	singing
nthepa-irrem	dancing
petyem	coming
tnem	crying

Ngkerrem:

Q1: Ira _____?	Q1: Is he/she _____?
A: Owa, ira _____	Yes, he/she is _____
A: Ira itya _____	He/she is not _____
Q2: Ira _____(k*)?	Q2: Did he _____
A: Owa, ira _____(k)	Yes, he did
A: Ira itya _____(k)	No, he didn't
Q3: Unta antyanem _____(tyek**)?	Q3: Do you like to _____?
A: Owa, yenga _____(tyek) anty?	Yes, I like to _____
A: Yenga itya _____(tyek) anty?	I don't like to _____

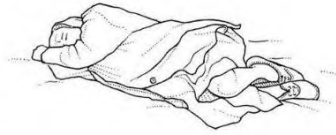
* (k): is the past tense form of the word. Change the "m" at the end of the doing word to a "k". E.g. change "nem" to "nek"

** (tyek) is the future tense of the word. Change the "m" at the end of the doing word to a "tyek". E.g. change "nem" to "netyek"

Unta wenha mparem 1



nem



intem



tnam



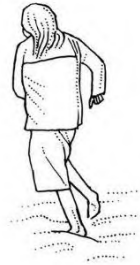
petyem



lhem



Ingka lhem



iterrem



lhwewalhem



ngkem



ilhelhem



Nthepa-irrem



tnem

Session 16: Unta wenha mparem 1 Homework

Answer the question "what is s/he doing"/ "wenha ira mparem"?



Q: wenha ira mparem?

A: Ira nem



Q: wenha ira mparem?

A: Ira intem



Q: wenha ira mparem?

A: _____



Q: wenha ira mparem?

A: _____



Q: wenha ira mparem?

A: _____



Q: wenha ira mparem?

A: _____



Q: wenha ira mparem?

A: _____



Q: wenha ira mparem?

A: _____



Q: wenha ira mparem?

A: _____



Q: wenha ira mparem?

A: _____



Q: wenha ira mparem?

A: _____



Q: wenha ira mparem?

A: _____

Session 17: Unta wenha mparem 2 (atha)

wem	listening
rema	looking
inem	getting
mparem	doing/touching/making
irrkwem	grabbing
impem	Let go, not touching
arranem	putting
ntywem	drinking
rlkwem	eating
nthem	giving
twem	hitting
thalem	pouring
pmilem	telling

ngkerrem

Q1: Ira _____?	Q1: Is he/she _____?
A: Owa, ira _____	Yes, he/she is _____
A: Ira itya _____	He/she is not _____
Q2: Ira _____(k)?	Q2: Did he _____
A: Owa, ira _____(k)	Yes, he did
A: Ira itya _____(k)	No, he didn't
Q3: Unta antyanem _____(tyek)?	Q3: Do you like to _____?
A: Owa, atha antynem _____(tyek)?	Yes, I like to _____
A: Atha antynem _____(tyek)	I don't like to _____

Session 17: Unta wenha mparem 2



rema



inem



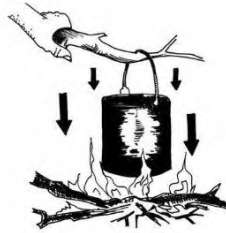
mparem



irrkwem



wema



arranem




ntywem



rlkwem



nthem



twem



thalem



pmilem



impem

Session 17: Unta wenha mparem 2 homework

Answer the question "what is s/he doing" / "wenha ira mparem"?



Q: wenha ira mparem?

A: **Irg rem**



Q: wenha ira mparem?

A: _____



Q: wenha ira mparem?

A: _____



Q: wenha ira mparem?

A: _____



Q: wenha ira mparem?

A: _____



Q: wenha ira mparem?

A: _____



Q: wenha ira mparem?

A: _____




Q: wenha ira mparem?

A: _____



Q: wenha ira mparem?

A: _____



Q: wenha ira mparem?

A: _____



Q: wenha ira mparem?

A: _____



Q: wenha ira mparem?

A: _____



Q: wenha ira mparem?

A: _____

Session 18: Ngetya Untya-kenh Yultha 1

nipnip	scissors
marnenha-kenh	glue
pepa	paper
manter	towel
ntyam	Mat, blanket
urrparenh-kenh	Eraser, white board eraser
pepa Yeya-kert	story
yeya tnyenenh-tnyenenh	Audio recorder
ketyey ngenh-ngenh	pram
ketyeyal irrkwenh-irrkwenh	Child walking rope
yultha	Toys, stuff
ngkenh-ngkenh	Mobile phone

ngkerrem

Q1: Nthana ____ nwek	Q1: Where is my ____
A: ____ nhand ngkwang	A: Your ____ is here
C2: ____ nthanty!	C2: Pass the ____
C3: ____ inerlathen!	C3: Get the ____

Ngetya Untya Yultha



nipnip



marnenha-kenh



pepa



mantera



Ntyama



Yeya tnyenenh-
tnyenenh



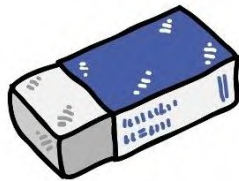
Ketyey ngenh-
ngenh




Ketyey
tnyenha-
tnyenh



Ngkenh-
ngkenh



urrprenh-
kenh



Pepa Yeya-kert



Yultha

Session 18: Ngetya Untya-kenh Yultha Homework

Answer the question "Nthana ___ nwek? / where is my ___ " by drawing a line from the question to the item they are looking for.

1. nthana nipnip nwek?



2. nthana marnenha-kenh nwek?

3. nthana pepa nwek?

4. nthana manter nwek?



5. nthana Ntyam nwek?

6. nthana urrprenh-kenh nwek?

7. nthana Pepa Yeya-kert nwek?

8. nthana Yeya tnyenenh-tnyenenh nwek?



9. nthana Ketyey ngenh-ngenh nwek?

10. nthana Ketyeyal irrkwenh-irrkwenh nwek?

11. nthana Yultha nwek?



12. nthana Ngkenh-ngkenh nwek?



Session 19: Rurla Ntywenh-ntywenh

kwatya	Water
ipaty	milk
irrwe	Tea and coffee
Ngkwarl	Alcohol

Ngkerrem:

Q: Unta ____ ntywem?	Q: Are you drinking ____
A: Owa, atha ____ ntywem	A: Yes I am drinking ____
A: Atha itya ____ ntywem	A: I'm not drinking ____
Q: Unta antyanem ____ ntywetyek?	Q: You want to drink ____
A: Owa, atha ____ antyanem ntywetyek	A: Yes I want to drink ____
A: Atha itya ____ antyanem ntywetyek	A: I don't want to drink ____

Rurla Ntywenh-ntywenh



kwatya



Pulock-kenh ipaty



ipaty



Irrwe



ngkwarla

Session 19: Rurla Ntywenh-ntywenh homework

Answer the question "unta anya-nem ___ ntywetyek? / Do you want to drink ___?" for each beverage.

unta= you
anyanem = want
ntywetyek = to drink

Q: Unta antya-nem kwatya ntywetyek?

A:
**owa atha antya-nem kwatya
ntywetyek**



Q: Unta antya-nem Pulock-kenh ipaty ntywetyek?

A:



Q: Unta antya-nem ipatya ntywetyek?

A:



Q: Unta antya-nem irrwe ntywetyek?

A:



Q: Unta antya-nem ngkwarla ntywetyek?

A:




Session 20: Mperrk 1

mperrk	body
kupert	head
ngirra	face
alknga	eyes
irlpa	ears
arrakert	mouth
linya	tongue
itentya	arm
iltya	hands
tnerta	stomach
tepa	back
ilepera	thighs
mpera	knee
tyurra	leg
ingka	foot
ilurla	bum

ngkerrem:

Q: Mperrek ngkwang ilkart?	Q: Does your body pain?
A1: Owa, ____ ilkarta	A1: My ____ aches
A2: Owa, ____ rllkwem	A2: My ____ is eating me
A2: Yenga ____ marra-irrek	A2: My ____ got better (recovered)

Mperrek 1



Kupert



Ngirra



Mperrek



Irlpa




Alknga



Arrakert



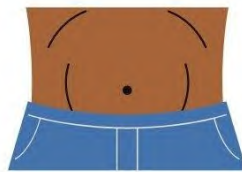
Linya



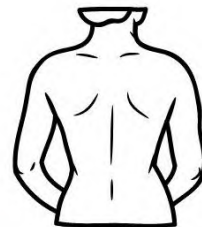
Itentya



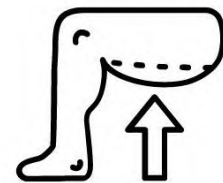
Iltya



tnerta



tepa



ilepera



mpera



tyurra



Ingka



ilurla

Session 20: Mperrk 1 homework

List the body parts as shown on the picture on the following page.

1

2

3

4

5

6

7

8

9

10




11

12

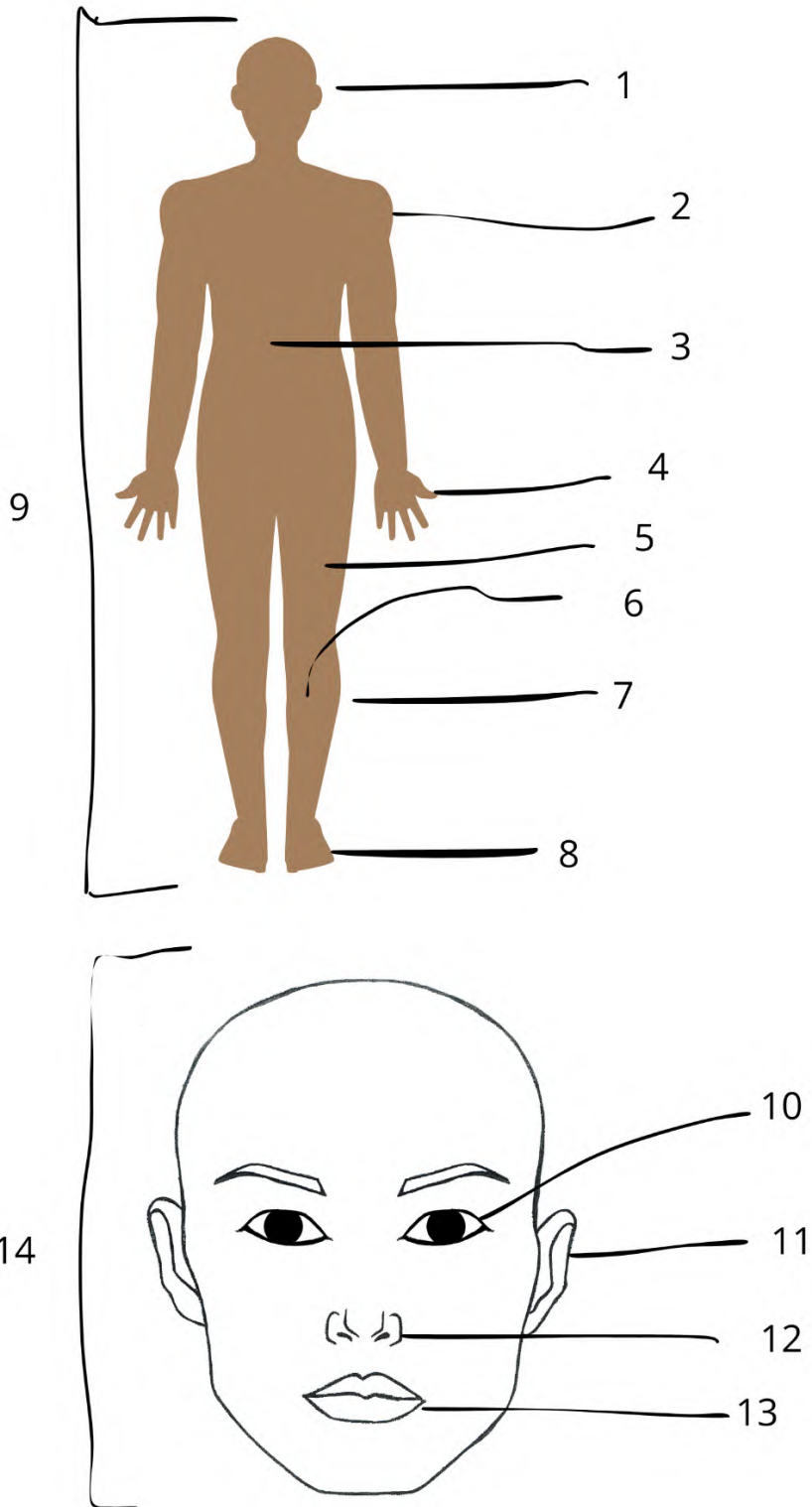
13

14

Draw a picture of each body part listed in the boxes below:



Session 20: Mperrk 1



Session 21: Mperrk 2

lertna	forehead
ilkaya	cheeks
alkngarnta	Eye brows
rrrinpinp	lips
tirt	teeth
Rrutna	chin
antya	Front of the neck, throat
mirnpa	Back of head
eta	Back of your neck
mwekamweka	Elbow
inarnk	chest
ipaty	breast
rrilying	jaw
itnepmer	nails
yenpa	skin
tyalapalup	belly button
ulta	Sides of your body

ngkerrem:

Q: ____ ngkwang ilkart?	Q: Does your ____ pain?
A: Owa, ____ ilkarta	A: My ____ aches
A: Owa, ____ rlkwem	A: My ____ is eating me
A: Yenga ____ marra-irrek	A: My ____ got better (recovered)

Mperrek 2



lertna



ilkaya



alkngarnta



Rrirlpa



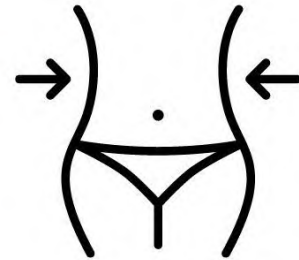
tirta



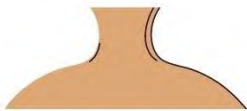
Rrutna



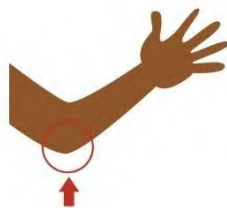
manperl



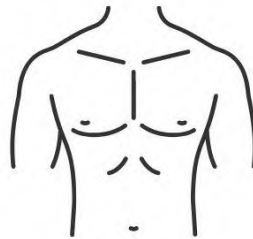
ulta



antya



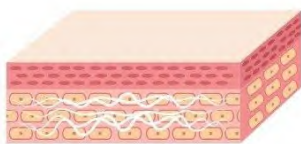
mwekamweka




inarnk



itnepmer



yenpa



tyalapalup



eta



rrilying

Session 21: Mperrk 2 homework

Draw a line from the body part to the correct Pertame name

antya
 lertna
 ilkaya
 alkngrnta
 Rrirlpa
 Rrutna
 manperl
 ulta
 tirta
 inarnk
 itnepmer
 rrilying
 yenpa
 eta
 tyalapalup
 mwekamweka

Session 22: Iker-rinya, kwatya-rinya

wangker	duck
Ityarnm	yabbie
ntyityerr	frog
lhungalper	Perch

Urlputy	Ring neck parrot
pelker	Pigeon
lherratyenh	Budgie
irrarnt	Red tail cocktail
kekalal	Cockatoo
tetyerrtetyerr	Willy wagtail

Ngkerrem:

Q1: _____ Iker rinya?	Does _____ belong to the sky?
A: Owa, _____ Iker rinya?	A: Yes, _____ does fly
A: _____ itya Iker rinya	A: No, _____ doesn't fly
Q2: _____ kwatya rinya?	Does _____ swim in the water?
A: Owa, _____ kwatya rinya	A: Yes, _____ belongs to the sky
A: _____ itya kwatya rinya	A: No, _____ doesn't belong to the sky

Session 22: lkera-rinya, kwatya-rinya



wangker



Ltyarnm



ntyityerr



lhungalper



Urlputy



pelker



lherratyenh



Irrarnta



kekalala



pirntapirnt



Tetyerryerr

Session 22: lkera-rinya, kwatya-rinya homework

Answer where does each animal comes from "nthana __ rinya?":

kwatya-rinya = from the water
lkera-rinya = from the sky



Q: Nthana wangker rinya?

A: **wangker
kwatya rinya**



Q: Nthana irlputy rinya?

A: **irlputy lkera
rinya**



Q: Nthana Ltyarnm rinya?

A: _____



Q: Nthana ntyityerr rinya?

A: _____



Q: Nthana lhungalper rinya?

A: _____



Q: Nthana pelker rinya?

A: _____



Q: Nthana lherratyenh rinya?

A: _____



Q: Nthana Irrarnta rinya?

A: _____



Q: Nthana kekalala rinya?

A: _____



Q: Nthana pirntapirnt rinya?

A: _____



Q: nthana Tetyerryerr rinya?

A: _____

Session 23: Unta wenha ngirra 2

Alknga urrperl	dark eyes
Alknga lkera-ngirra	Blue eyes
Alknga therreka-ngirra	Green eyes
Kurla tyelker	blonde/light coloured/grey hair
Kurla urrperl	black/dark hair
Kurla itanya	Long hair
Kurla twengk	Short hair
Kurla thethek	Red hair
Kurla lthalthal	Curly hair
Kurla arraty	Straight hair
Alha kngerrety	Big nose
Alha kwek	Small nose
ikaya thethek	Red cheeks
nginy	beard

Ngkerrem:

Q: Unta ____ -kert?	Do you have ____?
A1: Owa, atha ____ -kert	A1: Yes, I have ____.
A2: Atha itya ____ -kert	A2: I don't have ____.

Wenha unta ngirra 2



Alknga urrperl



Alknga lkera-ngirra




Alknga therrka-therrek



Kurla urrperla



Kurla tyelkera



Kurla thethek



Kurla twengk



Kurla itanya




Kurla arraty



Kurla lthalthal



nginy




alha kngerra



ilkaya thethek



Session 23: Unta wenha ngirra 2

Draw a picture of each person based on the description. Use correct colours.



Alknga urrperl
Kurla tyelkera
Kurla itanya, Kurla arraty
ilkaya thethek

Alknga lkera-ngirra
Kurla thethek
Kurla lthalthal
Kurla twengk
alha kngerra



Alknga therrka-therrek
Kurla urrperla
Kurla itantya
Kurla lthalthal
nginy

Session 24: Wenhā Unta mparem 3

(a) - atha, (y) - yenga

Minperra pernem (a)	painting
Intelhelhem (a)	writing
Tnarnpem (y)	Climbing down
Arrwentyem (a)	kissing
Kwetyek kem (a)	cuddling
Arrkenha-irrem (y)	Playing
Item (a)	cooking
Tyerrem (a)	shooting
Kem (a)	cutting
Irntem (y)	climbing
Irtneem (y)	falling
Arrkernem (a)	Tasting, trying out, copying
Wentyem (a)	licking

ngkerrem:

Q1: Unta wenha mparem?	Q1: What are you doing?
A: Atha/yenga _____	I'm _____
Q2: Unta wenha mparek?	Q2: What did you do?
A: Atha/yeng _____(k)	I _____(ed)
Q3: unta wenha antya-nem mparetyek?	Q3: What do you want to do?
A: atha/yenga antya-nem _____(tyek)	I want to _____

Session 24: Wenha Unta mparem 3



Minperra mparem



Intelhelhem



Irntantyem



Tnarnpem



arrwentyem



arrakenha-
irrem



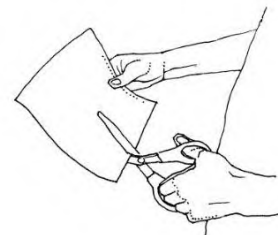
Kwetyek kem



item



tyerrem



kem



irntem



irtnem



arrakernem



wentyem

Session 24: Wenha Unta mparem 3

Answer the question "What are you doing? / "wenha unta mparem" shown for each picture. Make sure you use the correct "I" either "atha" or "yenga"

Q: wenha unta mparem?



A: **atha minperra mparem** _____

Q: wenha unta mparem?



A: **yenga tnarnpem** _____

Q: wenha unta mparem?



A: _____

Q: wenha unta mparem?



A: _____

Q: wenha unta mparem?



A: _____

Q: wenha unta mparem?



A: _____

Q: wenha unta mparem?



A: _____

Q: wenha unta mparem?



A: _____

Q: wenha unta mparem?



A: _____

Q: wenha unta mparem?



A: _____

Q: wenha unta mparem?



A: _____

Q: wenha unta mparem?



A: _____

Q: wenha unta mparem?



A: _____

Q: wenha unta mparem?



A: _____

Session 25: Unta wenha mparem 4

* the words with (A1) apply to answer 1 and the words in (A2) apply to answer 2.

Therrem (A1)*	laughing
Pelha iwem (A2)*	spitting
Irrwem (A1)	shaking
Irntam (A1)	smelling
tnerrekema (A1)	crawling
litya-irrem (A1)	waving
Utna lwem (A1)	pooing
Umpa lwem (A1)	weeing
Utna tem (A1)	farting
Urrperta-lalhem (A2)	Make themselves dirty
Lkwalhem (A1)	vomiting
Ntyarrkng-irrem (A1)	Sneezing
Arring-irrem (A1)	Holding their breath when crying
Irntarrem (A1)	Snoring

Ngkerrem:

Q1: Ketyey ngkwang __?	Q: Is your baby ____?
A1: Owa, ketyey nwek _____	A1: Yes, my child ____
A2: Owa, ketyey nwek-nil _____	A2: Yes, my child ____
A3: Ketyey nwek itya ____	A3: No, my child did not ____
Q2: Ketyey ngkwang ____ (k)	Q: Did your baby ____ (past tense)
A1: Owa, ketyey nwek _____ (k)	A1: Yes, my child ____ed
A2: Owa, ketyey nwek-nil _____ (k)	A2: Yes, my child ____ed
A3: Ketyey nwek itya ____ (k)	A:3 No, my child did not ____ed

Session 25: Unta wenha mparem 4



therrem



irrwem



pelha iwem



utna tem



irntam



tnerrekem



urrpert-lalem



Ilya-irrem



Utna lwek



Umpa lwek



Ikwalhem



ntyarrkng-irrem



irntarrem

Session 25: Unta wenha mparem 4 homework

Answer the question "What is your child doing? / "wenha ketyey ngkwang mparem" shown for each picture.

wenha = what
ketyey = child
nwek = mine
ngkwang = your



Q: wenha ketyey ngkwang mparem?

**ketyey nwek
therrem**

A: _____



Q: wenha ketyey ngkwang mparem?

**ketyey nwek
irrwem**

A: _____



Q: wenha ketyey ngkwang mparem?

A: _____



Q: wenha ketyey ngkwang mparem?

A: _____



Q: wenha ketyey ngkwang mparem?

A: _____



Q: wenha ketyey ngkwang mparem?

A: _____



Q: wenha ketyey ngkwang mparem?

A: _____



Q: wenha ketyey ngkwang mparem?

A: _____



Q: wenha ketyey ngkwang mparem?

A: _____



Q: wenha ketyey ngkwang mparem?

A: _____



Q: wenha ketyey ngkwang mparem?

A: _____



Q: wenha ketyey ngkwang mparem?

A: _____



Q: wenha ketyey ngkwang mparem?

A: _____

Session 26: Wenhira ira ngirra


Q1	
urlpm	narrow
imparrekem	Shiny
rratya	Flat, straight
rrirlpa	sharp
nteka	wide
pwely	Soft
impura	heavy
Q2	
itatha	alive
irnterrek	dry
urlta	empty
Q3	
tartetha	shallow
ipert	deep

Ngkerrem:

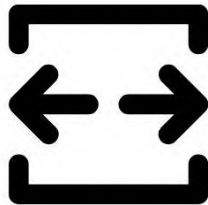
Q1: Perta lanha ___?	Q1: Is that rock ___?
A: Owa, Perta lanha _____	A: Yes that rock is _____
A: Perta itya _____	A: No that rock is not _____
Q2: Rurla lanha _____?	Is that tree ___?
A: Owa, rurla lanha _____	A: Yes that tree is _____
A: rurla itya _____	A: No that tree is not _____

Q3: Kwatya lanha ____?	Q3: Is that water ____?
A: Owa, kwatya lanha _____	A: Yes that water is _____
A: kwatya itya _____	A: No that water is not _____

Wenha ira ngirra



urlpma



nteka



rratya



Rrirlpa



Imparrekem



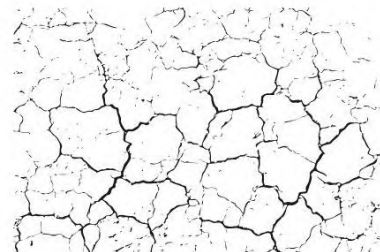
pwely



impura



Itatha



Irnterrek



urlta



tarteth



ipert

Session 26: Wenha ira ngirra homework

Draw a perta (rock) or kwatya (water) in each box that matches the description in Pertame

perta urlpma

perta nteka

perta rratya

Perta Rrirlpa

Perta Imparrekem

perta pwely

perta impura

kwatya tarteth

kwatya ipert

Write if the plant "rurla" is "dried" or "alive" in Pertame underneath each image



itatha



Session 27: Relha 2

Answer 1 words:	
Altya	Family
Tywer	Been through ceremony together, friend, oldest child
Nuwa	partner
Matha	Boss
Ketyey arrwekaliny	Oldest child
Ketyey ingkerniny	Youngest child
Ingkarta	Priest
Answer 2 words:	
Rrkwetath	Italian, doesn't talk properly
Lhenter	White person
Kwatya laya rinya	From over seas
Lweriny	stranger
Watelpera	White woman

Ngkerrem:

Q2: Ngwenh lanh?	A: Who's that?
A1: ____ nweka lanha	A1: That's my ____
A2: yweka, ____ lanha	A2: I don't know, that's a ____
Q2: ____ lanha Pmera nthana rinya?	Q2: Where does that ____ come from?
A: ____ lanha ____ -rinya	A1: that ____ comes from ____


Session 27: Relha 2



Altya



Tywer



nuwa



matha



Ketyey arrwekaliny



Ketyey ingkerniny



Ingkarta




Rrkwetath



lhenter



Kwatya laya rinya



Lweriny



Watalper

Session 27: Relha 2 homework

Answer the question "Where is the ____ (type of person) from? / "ira pmera nthana rinya?" shown for each picture.

itna = they
 ira = he/she
 ratherra= those two
 Pmera = place
 Nthana = where
 rinya = from that place



Q: itna pmera nthana rinya?

**Altya lanha
 Mpwarntwe-rinya**

A: _____



Q: ira pmera nthana rinya?

**tywer lanha
 Ntaria-rinya**

A: _____



Q: ratherr pmera nthana rinya?

A: _____



Q: Ira pmera nthana rinya?

A: _____



Q: ira pmera nthana rinya?

A: _____



Q: ira pmera nthana rinya?

A: _____



Q: ira pmera nthana rinya?

A: _____



Q: ira pmera nthana rinya?

A: _____



Q: Ira pmera nthana rinya?

A: _____



Q: ira pmera nthana rinya?

A: _____



Q: Ira pmera nthana rinya?

A: _____



Q: Ira pmera nthana rinya?

A: _____

Session 28: Manter

Mantera	clothes
ingka-kenh	shoes
mukart	hat
kwarna-kenh	Underwear, nappy
lpatya-kenh	bra
Alknga-kenh	glasses
irlpa-kenh	Earrings
Mantera kernta kenh	jumper/jacket
Mantera unka-kenh	Pajamas

Ngkerrem:

C1: _____ k irrperlathen	C: Put on your _____
C2: _____ ilwel	C: Take off your _____
Q1: Unta _____ tnyenem	Do you have _____
A: Owa, yenga _____ tnyenem	A: Yes, I have a _____
Q2: Nthana _____ ngkwang?	Where is your _____
A: _____ nwek nhand	A: my _____ is here

Mantera



Mantera



ingka-kenh



mukart



kwarna-kenh



Ipatya-kenh



inanka-kenh



tyurrk-kenh



Alknga-kenh



irlpa-kenh



Mantera unka-
kenh



Mantera kernta kenh

Session 28: Mantera Homework

Answer the question "Do you have ___ (type of clothing)? / "unta ___ tnyenem" shown for each picture.

Owa that ___ tnyenem - yes I keep ___
Yenga itya ___ tnyenem - I don't keep ___



Q: Unta mantera tnyenem?

**Owa atha mantera
tnyenem**

A: _____



Q: Unta ingka-kenh tnyenem?

**Owa, atha ingka-
kenh tnyenem**

A: _____



Q: Unta mukart tnyenem?

A: _____



Q: Unta kwarna-kenh tnyenem?

A: _____



Q: Unta lpatya-kenh tnyenem?

A: _____



Q: Unta inanka-kenh tnyenem?

A: _____



Q: Unta tyurk-kenh tnyenem?

A: _____



Q: Unta unka-kenh tnyenem?

A: _____



Q: Unta irlpa-kenh tnyenem?

A: _____

Session 29: Wenhá unta mpárem 5

tyurnem	lifting
ltyura-ilem	opening
manta-ilem	closing
arrunthem	pressing
Ngerlha-ngerlha-ilem	Moving it
ngum	Carry, take
pawem	pushing
irrkwem	holding
kurnem	Put in
yurnem	tying
ilpentyem	Pulling out
ikarralhem	Putting it on
rurla	Thing, object

Ngkerrem:

Q: Wenhá unta rurla-lil mpárem	Q: What are you doing with that thing
A: Atha rurla _____	A: I am ___ to that thing
C: Rurla lanha ____ (command form)	Do it to the thing!

Session 29: Wenhá unta mparem 5



tyurnem



ltyura-ilem



marnta-ilem



arrunthem



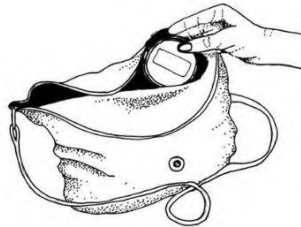
ngerlha-ngerlah-ilem



ngum



irrkwem



kurnem



yurnem



ilpentyem



ikarralhem

Session 29: Wenha unta mparem 5

Answer the question for each picture: "wenha unta rurla-lil mparem" what are you doing with that thing

atha = I
 rurla = thing
 lil = with
 mparem = doing



Q: Wenha unta rurla-lil mparem

Atha rurla tyurnem

A: _____



Q: Wenha unta rurla-lil mparem

Atha rurla ityura-ilem

A: _____



Q: Wenha unta rurla-lil mparem

A: _____



Q: Wenha unta rurla-lil mparem

A: _____



Q: Wenha unta rurla-lil mparem

A: _____



Q: Wenha unta rurla-lil mparem

A: _____



Q: Wenha unta rurla-lil mparem

A: _____



Q: Wenha unta rurla-lil mparem

A: _____



Q: Wenha unta rurla-lil mparem

A: _____



Q: Wenha unta rurla-lil mparem

A: _____



Q: Wenha unta rurla-lil mparem

A: _____

Session 30: Itya mparetyek

Arrampwem (a)	teasing
Nyelkngal inem (a)	stealing
Iternem (a)	peeping
Thalem (a)	Spilling
Ltakem (a)	breaking
Pukem (a)	smashing
Tyepa-kem (a)	ripping
Tyarnema (a)	Answering back
Urrpert ngetya ngem (y)	Talking dirty words
Urrpert mparem (a)	Making a mess
Twerrem (y)	fighting
Ilterrem (y)	Arguing
tyela ngem (y)	Gossiping, talking behind your back
Ngerrem (a)	snatching
Ilkem (y)	yelling

Ngkerrem:

Q: Unta wenha mparem?	Q: What are you doing?
A: Atha/yenga _____	A: I am _____
C: unta itya _____(tyek)	You don't _____

Itya mparetyek



arrampwem




nyelkngal inem



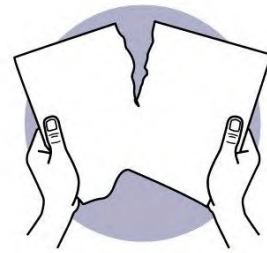
lternem



thalhem



pukem



tyepa-kem



tyarnem



urrpert mparem



twerrem



iterrem



tyela ngem



Ngerrem



ilkem

Session 30: Itya mparetyek homework

Tell the person in each picture not to do the thing they are doing.

itya= don't



Itya arrapwetyek

C: _____



Itya nyekngal-intetyek!

A: _____



A: _____



A: _____



A: _____



A: _____



A: _____



A: _____



A: _____



A: _____



A: _____



A: _____



A: _____

Session 31: Welenty 2

Wanga-irrem (A1)*	sulky
Tyeptyepa-irrem (A2)*	Energetic
Tnarpert (A1)	Frisky
Nartem (A1)	confused
Ilkarrekem (A2)	fright
Karra (A2)	awake
Tnurlkek (A2)	Surprised
Tnewetnewa (A2)	Not caring
Parparla-irrem (A2)	Not knowing what to do, lost
Narkelpel (A2)	Dumb founded
Ala-irrem (A1)	angry
Whelkalhem (A1)	Blushing, flustered

The words with (A1) have answers that apply to the Answer 1 sentence and the words with (A2) are words that apply to the (A2) answer

Ngkerrem

Q: Wenh ngirra unta welhem?	Q: How do you feel?
A: yenga _____	A: I feel _____
A1: Ira yenganh _____(tyek) mparem	A1: S/He is making me feel _____
A2: Ira yenganh _____ilem	A2: S/He is making me feel _____

Welenty 2



wanga-irrem



Tyeptyepa-irrem



tnarpert



lthurrknga



Nartem



llgarrekema



karra



tnurlkek



tnewetnewa



parlparla-irrem



narkelpel



ala-irrem



whelkalhem

Session 31: Welenty 2 Homework

Answer the question for each picture: "Wenh ngirra unta welhem?" - how do you feel?

yenga = I
ngirra= like
welhem= feeling



Q: Wenh ngirra unta welhem?

Yenga wanga-irrem

A: _____



Q: Wenh ngirra unta welhem?

A: _____



Q: Wenh ngirra unta welhem?

A: _____



Q: Wenh ngirra unta welhem?

A: _____



Q: Wenh ngirra unta welhem?

A: _____



Q: Wenh ngirra unta welhem?

A: _____



Q: Wenh ngirra unta welhem?

A: _____



Q: Wenh ngirra unta welhem?

A: _____



Q: Wenh ngirra unta welhem?

A: _____



Q: Wenh ngirra unta welhem?

A: _____



Q: Wenh ngirra unta welhem?

A: _____



Q: Wenh ngirra unta welhem?

A: _____



Q: Wenh ngirra unta welhem?

A: _____

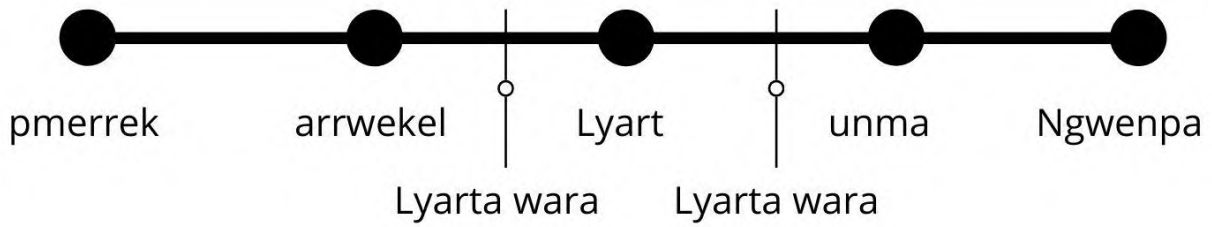
Session 32: Ilengar 1?

Question and answer 1 words:	
lyart	Today, now
Ngwenpa	Tomorrow or the next day
anma	later
Lyarta wara	soon
ingkern	Behind
Question and answer 2 words:	
rrwekel	Before, early part, ahead
pmerrek	Yesterday or the day before
Imanka	A long time ago

ngkerrem:

Q1: Unta ilengara urrkapetyek petyem?	When are you coming to work?
A: Yenga _____ petyem urrkapetyek	I'm coming to work on _____
Q2: ilengar unta petyek urrkapetyek	When did you come to work?
A: Yenga _____ petyek urrkapetyek	I came to work _____
Q3: atha ilengara perta inem?	When will I get my money?
A1: Unta _____ perta inem	You will get your money on _____
A2: Unta _____ perta inek	You got your money on _____

ilengara 1




imanka

Session 32: ilengara 1 homework

Fill out the timeline by
places the time
related words in
order on the scale

lyart
Ngwenpa
unma
Lyarta wara
ingkern
rrwekel
pmerrek
Imanka



Lyarta (now)

Session 33: Merna 3

cup	Kwatya irrkwenh
Knife	kenh-kenh
fork	Merna tanthenh-kenh
spoon	Merna irrkwenh
plate	Merna arranetyek
bowl	Tarna
sugar	Lhurrakump ngirra
salt	pirnta
Honey, sugar bag	Ltarnpa
Pepper	Mpenh-mpenh

ngkerrem:

C1: ___ lanha nthanty	C: Pass the _____
Q1: ___ nthana?	Q1: Where's the _____
A: ___ nhaka!	A: The ___ is over there!

Session 33: Merna 3



Kwatya irrkwenh



kenha-kenh



Merna tanthenh-then



merna irrkenh



Merna arranetyek



Tarna



lhurrakump ngirra



pirnta



mpenh-mpenh



Itarnpa

Session 33: Merna 3 homework

Answer the question "Nthana ___ nwek / where is my ___" by drawing a line from the question to the item they are looking for.

1. nthana Kwatya irrkwenh?
2. nthana kenha-kenh?
3. nthana Merna tanthenh-then?
4. nthana manter merna irrkenh?
5. nthana Merna arranetyek?
6. nthana Tarna?
7. nthana pirnta
8. nthana lhurakump ngirra?
9. nthana mpenh-mpenh?
10. nthana Ketyeyal irrkwenh-irrkwenh nwek?
11. nthana Itarnpa



Session 34: Mirnta

A1:	
ita	lice
itely	wart
Ingkurlkng	Snotty, cold
Mama	sore
tweker	boil
irrekintya	Itchy
A2:	
Tharra-irrem	numb, paralysed, pins and needles
wangkem	swelling
ilkarta-irrem	pain
Ulha thalahem	bleeding

kuperta	head
Lyepera	thigh
tyurra	calf/ leg
ilurla	bum
ltentya	arm
alha	nose

Ngkerrem:

Q: Nthana kurna welhem?	Q: Where does it feel no good?
A1: Yenga ____-kerta ____ lung	I have ____ on my ____
A2: ____ nwek nung ____	My ____ is feeling ____

Mirnta



ita



itely



ingkurkng



mama



tweker



irrekiny



tharra-irrem



wangkem



ilkarta-irrem



ulha thalalhem

Session 34: Mirnta Homework

Answer the question "where does it feel no good?" according to each picture with an illness and where is on your body.

A1: Yenga ___-kerta ___lung
I have ___ on my ___



Q: Nthana kurna welhem?

**Yenga ita -kerta
kuperta-lung**

A: _____



Q: Nthana kurna welhem?

A: _____



Q: Nthana kurna welhem?

A: _____



Q: Nthana kurna welhem?

A: _____



Q: Nthana kurna welhem?

A: _____



Q: Nthana kurna welhem?

A: _____

Answer the question "where does it feel no good?" according to each picture with an illness and a body part.

A2: ___ nwek nung ____
My ___ is feeling ____



Q: Nthana kurna welhem?

**itenty nwek nung
tharra-irrem**

A: _____



Q: Nthana kurna welhem?

A: _____



Q: Nthana kurna welhem?

A: _____



Q: Nthana kurna welhem?

A: _____

Session 35: Ira wenha rlkwem 1

Arra	kangaroo
irrety	eagle
ilenty	galah
irtnura	dingo
inurla	Spider
watyen	Caterpillar

therrk	grass
ilura	gecko
annga	seeds
irlnngung	mouse
menga	fly
irraperrp	leaf

ngkerrem:

Q1: ____-al Wenha rlkwem?	Q1: What do ____ eat?
A: ____-al _____ rlkwem	A: ____ eats _____

Tnuntha



Arra




irrety



ilenty



irtnura




inurla



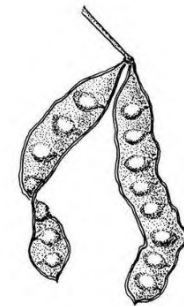
watyen




therrk



ilura



annga



irlknnung



menga



irraperrp

Session 35: Ira wenha rlkwem 1 homework

Wenha= what
rlkwem = eat

Fill in the missing word for each animal and what it eats. Then draw a line between the eater and the thing it eats.



Wenha arral rlkwem?



irtnural _____ rlkwem



Wenha _____ -al rlkwem?



arral therrk rlkwem



Wenha _____ -al rlkwem?



irretyal _____ rlkwem



Wenha _____ -al rlkwem?



ilentyal _____ rlkwem



Wenha _____ -al rlkwem?



Watyenal _____ rlkwem



Wenha _____ -al rlkwem?



inurlal _____ rlkwem

Session 36: Ira wenha rlkwem 2

Tyunpa	perentie
arrawa	Rock wallaby
Ley	emu
inarlung	Echidna
Ngkiperra	Water fowl
Ntwakalarr	Thorny devil

Kwart	egg
ranta	Bush tomatoes
pupuly	skinks
Ntepirtn	fish
yarra	ants

ngkerrem:

Q: ____-al Wenha rlkwem?	Q: What do ____ eat?
A: ____-al _____ rlkwem	A: ____ eats _____

Session 36: Ira wenha rlkwem 2



Tyurnpa



arrawa



Ley



inarlung



Ngkiperra



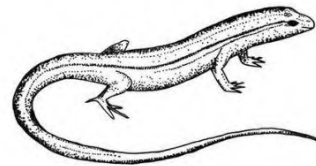
Ntwakalarr



Kwart



ranta



pupuly



Ntepirnta



yarra

Session 36: Ira Wenha rlkwem 2

Fill in the missing word for each animal and what it eats. Then draw a line between the eater and the thing it eats.



Wenha Tyunpal rlkwem?



tyunpal _____ rlkwem



Wenha _____-al rlkwem?



arrawal _____ rlkwem



Wenha _____-al rlkwem?



leyal _____ rlkwem



Wenha _____-al rlkwem?



inarlungal _____ rlkwem



Wenha _____-al rlkwem?



Ngkiperral _____ rlkwem



Wenha _____-al rlkwem?



ntwakalarral _____ rlkwem

Session 37: Ilengara 2

ingwal	night
arltal	day

nthilperr	stars
terlpa	moon
kwerrk-kwerrk	Boobook owl
tnetherr	Scorpion
imurra	Possum
mpurlparn	bat

mpwalarr	Rainbow
lernnga	sun
nyinka	Zebra finch
urrpera	magpie
ankerta	Bearded dragon

Ngkerrem:

Q1: Unta ____ rem ingwal?	Q1: Do you see the ____ at night
A1: Owa, _____ rem ingwal	A1: Yes, you see ____ at night
A2: Unta itya _____ rem ingwal	A2: No, you don't see ____ at night
Q2: Unta ____ rem arltal?	Q2: Do you see ____ in the daytime?
A1: Owa, unta ____ rem arltal	A1: Yes, You do see ____ in the day
A2: Unta itya _____ rem arltal	A2: You don't see ____ in the day

ilengara 2



arlta



ingwa



amiwarra



nthilperr



Terlpa



mpurlparn



Kwerrk-kwerrk



imurra



mpwelarra



lernnga



ankerta



nyinka



urrpera

Session 37: Ilangara 2 homework

Answer the questions "when do you see ___?" (ilengara unta ___ rem) for each picture.
unta ___ rem artal or
unta ___ rem ingwal

In the night = ingwal
In the day = artal
ilengara = when
unta = you
rem = see



Q: ilengara unta amiwarra rem?

**unta amiwarra
rem ingwal**

A: _____



Q: ilengara unta lennga rem?

**unta lennga rem
artal**

A: _____



Q: ilengara unta nthilperr rem?

A: _____



Q: ilengara unta Terlpa rem?

A: _____



Q: ilengara unta mpurlparn rem?

A: _____



Q: ilengara unta Kwerrk-
kwerrk rem?

A: _____



Q: ilengara unta ankerta rem?

A: _____



Q: ilengara unta nyinka rem?

A: _____



Q: ilengara unta urrpera rem?

A: _____

Session 38: Lkera 1

Lernngal mpwem	Suns burning
Werenyal warnem	Wind blowing
Kwatyal nhem	raining
Materal kurltam	Clouds covering
Lkera ngkwarn	No clouds (bone dry)
Mpwerlarra tnam	rainbow
Kernta	Feels cold
Mpwem	Feels hot
Lharrakinty lhem	lightening
Urrkwerlt ngkentyem	Thunder
Impurnal twem	Hail stones
Ngkarla kngerra	Rain clouds
Urlpmerra kngerra	Dust storm

Ngkerrem:

Q: Lkera wenha-ngirra arlta lyart?	Q: What is it like in the sky today?
A: Arlta Lyart _____	A: Today it is _____
Q: Pmerrek lkera wenha ngirra nek	Q: What was it like in the sky yesterday?
A: Pmerrek _____ (past tense form) nek	A: Yesterday was _____
Q: Ngwenpa Wenha ngirra lkera nethnen?	Q: What might it look like in the sky tomorrow?
A: thunga_____	A: It might be ____ tomorrow

Ijera 1



Lerngal mpwem



Werental warnem



Kwatyal nhem




Matera kurltama




Ijera ngkwarn



Mpwerlarra tnam



Kernta



Mpwem



urrkerlt
ngentyem




Lharrakinty
Ihem



impurnal twem



Ngkarla kngerra



uripmerra kngerra

Session 38: Lkera 1 homework

Answer the question "What's the sky like today"
(Lkera wenha-ngirra arlta lyart?) for each picture

Arlta lyart = today
lkera = sky
wenha-ngirra= what's it like



Q: Lkera wenha-ngirra arlta lyart?

**Arlta Lyart
lenngal mpwem**

A: _____



Q: Lkera wenha-ngirra arlta lyart?

**Arlta Lyart
werenyal warnem**

A: _____



Q: Lkera wenha-ngirra arlta lyart?

A: _____



Q: Lkera wenha-ngirra arlta lyart?

A: _____



Q: Lkera wenha-ngirra arlta lyart?

A: _____



Q: Lkera wenha-ngirra arlta lyart?

A: _____



Q: Lkera wenha-ngirra arlta lyart?

A: _____



Q: Lkera wenha-ngirra arlta lyart?

A: _____



Q: Lkera wenha-ngirra arlta lyart?

A: _____



Q: Lkera wenha-ngirra arlta lyart?

A: _____



Q: Lkera wenha-ngirra arlta lyart?

A: _____



Q: Lkera wenha-ngirra arlta lyart?

A: _____



Q: Lkera wenha-ngirra arlta lyart?

A: _____

Session 39: Unta wenha Mparem 6

(a)- atha, (y)- yenga

Pmera arratya-ilhem (a)	Cleaning the house
Ingkwarla ntywetyek lhem (y)	Go drinking
Tyapatyapa arrekenha-irrem (y)	Playing football
Pmera-werna alpum (y)	Going back to country
Merna inem (a)	Getting food
Ngkenh-ngkenh ngkem (y)	Talking on the phone
Urrkapem (y)	Working
Manter lwewem (a)	Washing clothes
Manter takawem (a)	Hanging out washing
Ltyerrem (y)	Resting
Metya kwarta ntywem (a)	smoking

Ingwal	Last night
ngwenp	tomorrow
Lyart	now

ngkerrem:

Q1: Unta wenh lyart mparem?	Q1: What are you doing now?
A: Atha / yenga lyart _____	I am _____
Q2: Unta wenh ingwal mparek?	Q2: What did you do last night?
A: Atha / yenga _____ (k) ingwal	A: I _____ last night
Q3: Unta wenha ngwenp mparem?	What are you doing tomorrow?
A: Atha/yenga _____ ngwenp	A: I am _____ tomorrow

Unta wenha mparem 2?



Pmera arratya-ilhem



Ingkwarla ntywetyek lhem



Tyapatyapa arrekenha-irrem



Pmera-werna alpum



Merna inem



Ngkenh-ngkenh ngkem



urkapem




Manter lwewem



Manter irlperlanem



Ityerrem



metya kwarta ntywem

Session 39: Unta wenha Mparem 6 Homework

Answer the question "what did you do last night?" (unta wenh ingwal mparek) describing that actions in each picture. Remember to use the past tense form and check if it is a "yenga" or "atha" doing word.

Atha/yenga= I
ingwal= last night
unta = you
wenh= what
mparek = did



Q: Unta wenh ingwal mparek?

**Atha pmera
arratyalhek ingwal**

A: _____



Q: Unta wenh ingwal mparek?

**Yenga ngkwaria
ntywetyek lhek ingwal**

A: _____



Q: Unta wenh ingwal mparek?

A: _____



Q: Unta wenh ingwal mparek?

A: _____



Q: Unta wenh ingwal mparek?

A: _____



Q: Unta wenh ingwal mparek?

A: _____



Q: Unta wenh ingwal mparek?

A: _____



Q: Unta wenh ingwal mparek?

A: _____



Q: Unta wenh ingwal mparek?

A: _____



Q: Unta wenh ingwal mparek?

A: _____



Q: Unta wenh ingwal mparek?

A: _____

Session 40: Nthana 1?

kupatha	On top, up high
kwarniny	Underneath, down low
kwarn	in
tweng	Next to
tepiny	At the back
ingkern	Behind
rrkwekal	In front
itera	side
mpwep	In the middle, between
tulka	across
ntwarra	Further past
ngath	This side


Thipa	General word for birds
Rurla	General word for trees
urlpera	Tree hollow

ngkerrem


Q: Thip nthanal tnam?	Where's the bird standing up?
A1: Thip rurla kupathang tnam	The bird is standing up on top of the tree
A2: Thip rurla kwarninyal tnam	The bird is standing up under the tree
A3: Thip rurla urlpera kwarnag tnam	The bird is standing up inside the tree hollow
A4: Thip ruralang tweng tnam	The bird is standing up next to the tree

A6: Thip rurlang ingkern tnam	The bird is standing up behind the tree
A7: Thip rurlang arrwekel tnam	The bird is standing up in front of the tree
A8: Thip rurla iterang tnam	The bird is standing on the side of the tree
A9: Thip rurla therrang mpwepal tnam	The bird is standing between two trees
A10: Thip rurlang tulka tnam	The bird is standing across from the tree (sideways)
A11: Thipa rurlang ntwarra tnam	The bird is standing further past the tree
A12: Thipa rurlang ngatha tnam	The bird is stand this side of the tree


Session 40: Nthana 1?




Kupatha



Kwarniny




kwarna



twenga



tepiny




ingkern



rrkwekal



itera



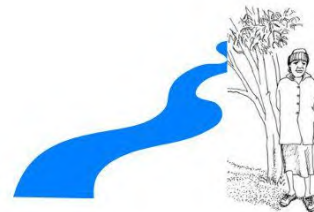
mpwep



tulka



ntwarra




Ngath

Session 40: Nthana 1? Homework


Draw the location of where the bird is standing in relation to a tree following the sentence above each square box

thip= bird
rurla= tree
tnam= standing
urlpera = tree hollow
therra= two


Thip rurla kupathang tnam




Thip rurla kwarninyal tnam




Thip rurla urlpera kwarnag tnam




Thip ruralang tweng tnam




Thip rurlang ingkern tnam




Thip rurlang rrwekel tnam




Thip rurla iterang tnam



Thip rurla therrang mpwepal tnam




Thip rurlang tulka tnam




Session 40: Nthana 1? Homework


Thipa rurlang ntwarra tnam



Thipa rurlang ngatha tnam



Thipa rurlang tepinya tnam



Session 41: Nthana 2

ketha	outside
kwarn	inside

irrpwem	Going in
Irrpenem	Going in (away from you)
irrpantyem	Coming in (towards you)
arratem	Going out
arratenem	Going out (away from you)
arratentya-lhem	Coming out (towards you)

Ngkerrem:

Q: Nthawerna Ira lhek?	Q: Where is she go?
A1: Ira kwarna-wern Irrpenek	A1: She went inside
A2: Ira ketha-wern arratenek	A2: She went outside
Q: Nthawerna–nung ira petyek ?	Q: Where did she come from?
A1: Kethang Ira irrpantyek	A1: She came in from outside
A2: Kwarnag ira arratentya-lhek	A2: She came out from inside
C: Kwarn-wern irrpemh	Go inside!
C: Ketha-wern arratenha	Go outside!
C: Kwarna-wern irrpanty	Come side!
C: Ketha-wern arratenty	Come outside!

Nthana 2



irrepenem



arratenem



irrpantyem



arratentya-lhem

Session 42: Unta wenha mparem 7

yatyeta lhem	Visit family
Kerak lhem	hunting
Kwatyal urrpwem	swimming
Itarrem / arrtyarnem	running
Unka intem	sleeping
Perlanem	Walking around, wondering
Mernak yunthem	Looking for bush fruits
Tyapak tynam	Digging for witchetty grubs
ingkurlpa thnem	Grinding native tobacco
Metya item	Make fire
Yeya pmilem	Telling stories
Lhepalhem	On-going walking

ilengara:

Pmerrek	yesterday
ntem	Now
Ngwenpa	tomorrow
Imanka	A long time ago

Ngkerrem

Q1: Unta wenh ntem mparem?	Q1: What are you doing now?
A: Atha / yenga _____	A: I am _____
Q2: Unta wenha ngwenpa antya-nem mparetyek	Q2: What do you want to do tomorrow?
A: Atha/yenga antyanem _____ (tyek) ngwenpa	I want to _____ tomorrow

Q3: Wenha unta imanka mparatyet?	Q3: What did you used to do a long time ago?
A: Atha/yenga imanka _____ (tyeta)	A: I used to _____


Unta wenha mparem 3?



Yatyeta Ithem



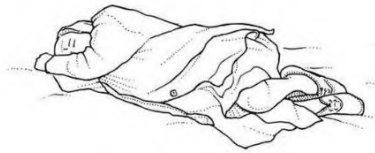
Kerak Ithem



Kwatyal urrpwem



Itarrem



Unka intem



Perlanem



Merna yunthem



Tyapak tynam



ingkurlpa thnem



metya item



yeya pmilhem



Ihepa Ithem

Session 42: Unta wenha mparem 7 homework

Answer the question "what did they used to do a long time ago?" (Wenha itna imanka mparatyet) for each picture. Remember to use the "used to" (+tyet) tense of each doing word

itna = they
wenha = what
imanka= a long time ago
mparatyet = used to do



Q: Wenha itna imanka mparatyet?

**itna yatyeta
lhetyet**

A: _____



Q: Wenha itna imanka mparatyet?

itna kerak lhetyet

A: _____



Q: Wenha itna imanka mparatyet?

A: _____



Q: Wenha itna imanka mparatyet?

A: _____



Q: Wenha itna imanka mparatyet?

A: _____



Q: Wenha itna imanka mparatyet?

A: _____



Q: Wenha itna imanka mparatyet?

A: _____



Q: Wenha itna imanka mparatyet?

A: _____



Q: Wenha itna imanka mparatyet?

A: _____



Q: Wenha itna imanka mparatyet?

A: _____



Q: Wenha itna imanka mparatyet?

A: _____



Q: Wenha itna imanka mparatyet?

A: _____

Session 43: Rurla (trees)

pera	Red river gum
irrpmangk-irrpmangk	Eremophila, bush medicine
lwepa	Cashew tree
ankerr	Coolibah tree
ywerta	spinifix
tetya	Mulga tree
irrkup	Desert oak
ngkurlp	Tobacco
irlperl	Ti tree
tywarnp	ironwood
untyey	Corkwood
ilump	Ghost gums

rerrka	sandhill
perta	hill
lhera	river
pmeram-pmera	Wherever, everywhere

Q: ____ Nthanang mangkem?	Q: Where does the ____ grow?
____ rerrkang mangkem	____ grows on top of the sandhills
____ perta mangkem	____ grows on top of the hills
____ lhera mangkem	____ grows next to the river
____ pmeram-pmera mangkem	____ grows in lots of places

Rurla



pera



irrp mangk-irrp mangk



Lwepa



ankerra



ywerta



tetya



irrkupa



ngkurlpa



irlperl



Tywarnp



untzey



ilumpa

Session 43: Rurla (trees) homework

Answer the question, where does each plant grow (rurla nthanang mangkem)

on the sandhill = rerrkang
 on the hill = pertang
 on the river = lherang
 Wherever = pmeram-pmera
 grow = mangkem



Q: pera nthanang mangkem?

**pera lherang
 mangkem**

A: _____



Q: irrpmangk-irrpmangk nthanang mangkem?

A: _____



Q: Lwepa nthanang mangkem?

A: _____



Q: ankerra nthanang mangkem?

A: _____



Q: ywerta nthanang mangkem?

A: _____



Q: tetya nthanang mangkem?

A: _____



Q: irrkupa nthanang mangkem?

A: _____



Q: ngkurlpa nthanang mangkem?

A: _____



Q: irlperl nthanang mangkem?

A: _____



Q: Tywarnp nthanang mangkem?

A: _____



Q: untyey nthanang mangkem?

A: _____



Q: ilumpa nthanang mangkem?

A: _____

Session 44: Urrkapenha-kenh

teacher	kalya-nthen
Doctor / nurse	Ngangkar
dentist	Tirta kenh Ngangkara
boss	matha
Fluent Pertame speaker	Pertame ngkenh-ngkenh
cleaner	Ihwelenna-kenh
cook	Mern itenh-itenh
police	irrakwenty
student	kalya-irrenh
Carer	Ntarnterenh

kamern	uncle
Nteng	Sister in law
Mparn	Brother in law

Ngkerrem:

Q: ____ ngkwang-nil wenha mparenha-kenh?	Q: What does your ____ do for work?
A: _____ nweka _____	A: My ____ is a _____

Urrkapiha-kenh



kaltya-nthen



Ngangkara



Tirta kenh Ngangara



matha



Pertame ngkenh-
ngkenh



Ihwelena-kenh



Mern itenh



irrakwentya



kaltya-irrenh



Ntarnterenh

Session 44: Urrkapenha-kenh homework

Answer the question, "what does s/he do for work (wenha mparenha-kenh?)



Q: Ira wenha mparenha-kenh??

Ira kaltya
nthen

A: _____



Q: Ira wenha mparenha-kenh??

A: _____



Q: Ira wenha mparenha-kenh??

A: _____



Q: Ira wenha mparenha-kenh??

A: _____



Q: Ira wenha mparenha-kenh?

A: _____



Q: Ira wenha mparenha-kenh??

A: _____



Q: Ira wenha mparenha-kenh?

A: _____



Q: Ira wenha mparenha-kenh?

A: _____



Q: Ira wenha mparenha-kenh?

A: _____



Q: Ira wenha mparenha-kenh?

A: _____

Session 45: Nthana 3

yerrera	North
ntakarra	South
ikngerra	East
lturl	West
irliwa	Down stream, further south, big city
itenya	near
lenga	far
nhaka	Over there

Mpala	You two
Lerna	Us two
Rrangkerr	You mob
Nwerna	We

Ngkerrem:

Q1: Nthana-werna unta lhem?	Q1: Where are you going?
A: Yenga ____ lhem	A: I am going to _____
Q2: Nthawerna mpala lhem?	Q2: Where are you two going?
A: Lerna ____ lhem	A: Us two are going to _____
Q3: Rrangkerr nthawerna lhem?	Q3: Where are you mob going?
A: Nwern ____ lhem	A: We am going to _____
Q4: Mpala Nthanang-tyel petyek	Q4: Where did you two travel from?
A: Lerna ____ng-tyel petyek	A: Us two travelled from _____
Q5: Rrangkerr Nthanang-tyel petyek	Q5: Where did you mob travel from?
A: Nwerna ____ng-tyel petyek	A: We travelled from the _____

Nthana 3



yerrera




ntakarra



ikngerra



Iturla



irliwa



itenya



lenga



nhaka

Session 45: Nthana 3 homework

Answer the question, "where did you come from for each picture?
(Unta Nthanang-tyel petyek?)

unta = you
nthana= where
ang-tyel= from
petyek = came
yenga= I



Q: Unta Nthanang-tyel petyek?

*Yenga yerrerang-
atyel petyek*

A: _____



Q: Unta Nthanang-tyel petyek?

A: _____



Q: Unta Nthanang-tyel petyek?

A: _____



Q: Unta Nthanang-tyel petyek?

A: _____



Q: Unta Nthanang-tyel petyek?

A: _____



Q: Unta Nthanang-tyel petyek?

A: _____



Q: Unta Nthanang-tyel petyek?

A: _____



Q: Unta Nthanang-tyel petyek?

A: _____

Session 46: Ilengar 3

Lernnga arratem	Sun rise
Ingwalnthal	morning
ingwaye-ngwaye	dusk
arlta	day
arlta mpwep	midday
ngwerra ngwerra	afternoon
Lernnga irrepem	sunset
Ingwal	night
ingwal mpwep	Midnight


petyem	coming
petyalpum	Coming back
lhem	going
alpum	Going back

Q1: Unta Ilengara lhem?	Q1: When are you going?
A: _____al yenga lhem	A: I'm going at _____
Q2: Ilengara unta petyem?	Q2: When are you coming?
A: Yenga _____al petyem	A: I'm coming at _____
Q3: Ilengara unta petyalpum?	Q3: When are you coming back?
A: Yenga _____al petyalpum?	A: I'm coming back at _____
Q4: Ilengara unta alpum?	Q4: When are you going back?

A: Yenga _____al alpum

A: I'm going back at _____


ilengara 3



Lernnga arratem



arlta mpwep



Lernnga irrepem



arlta



ingwa



ngwaye ngwaye

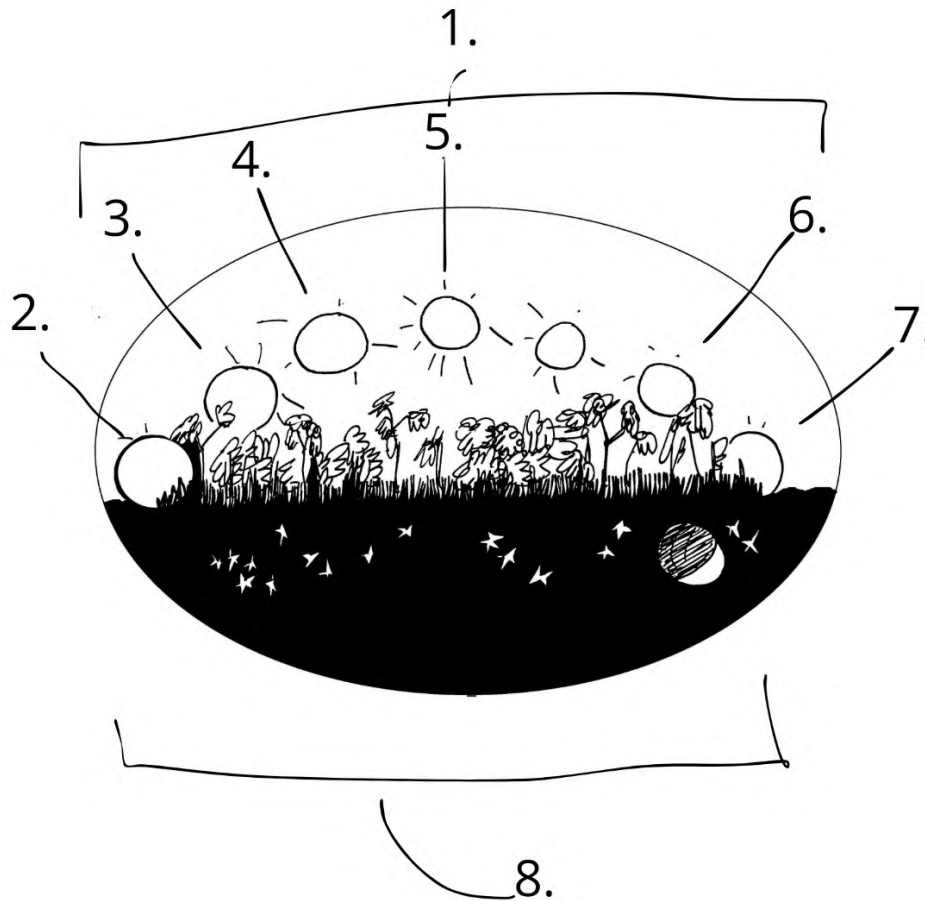


Ingwalnthal



ngwerra ngwerra

Session 46: Ilangar 3 Homework



Label the time of day shown in the the picture above by writing the Pertame word next to the number

- 1 **Arta** _____
- 2 _____
- 3 _____
- 4 _____
- 5 _____
- 6 _____
- 7 _____

Session 47: Ilengara merna urnma-irrem?

lhwerp	winter
mpelha	summer
kwatya-iperr	After rain
rrwemetyeng	drought

Langka (Lh)	Bush banana
Mpelyirt (Mp)	Bush orange
werraitnya werraitnya (K)	Bush rockmelon

anka	Raw, unripe
urnma	Ripe, cooked
irnterrek-irrem	Dry up

Ngkerrem:

Q: Merna langka ____-ng urnma-irrem?	Q: Does the bush banana get ripe in _____?
A: Owa, merna langka _____-ng urnma-irrem	Yes bush banana goes get ripe in _____
A: Itya, merna langka ____-ng anka	No, bush banana is still raw in _____
A: Itya, merna langka ____ng irnterrek	No, bush banana is dried up in _____
Q: Merna mpelyirt _____-ng urnma-irrem?	Q: Does the bush orange get ripe in _____
A: Owa, merna mpelyirt _____-ng urnma-irrem	A: Yes bush orange goes get ripe in _____

A: Itya, merna mpeltyirt ____-ng anka	A: No, bush organge is still raw in _____
A: Itya, merna mpeltyirt ____-ng irnterrek	A: No, the bush orange is dried up in _____
Q: Merna werraitnya werraitnya _____-ng urnma-irrem?	Q: Does the bush rockmelon get ripe in _____?
A: Owa, merna werraitnya werraitnya _____-ng urnma-irrem	Yes bush rockmelon goes get ripe in _____
A: Itya, merna werraitnya werraitnya ____-ng anka	No, bush rockmelon is still raw in _____
A: Itya, merna werraitnya werraitnya ____-ng irnterrek	No, the bush rockmelon is dried up in _____

Ilengara merna urnma-irrem?



Ihwerrpa



mpelha



kwatya-iperra



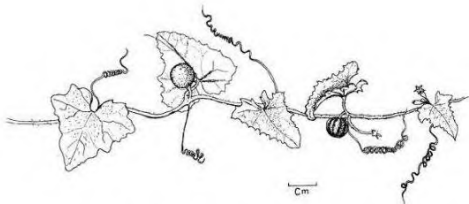
rrwemetyeng



Langkwa



mpeltyirta



werrinya-werrinya



anka



urnma



irnterrek-irrem

Session 48: Ira nthana nem

intam-intam	grunter
inenh	Stintson's python
nturrert	Spinifex pigeon
irlanty	Bicycle lizard
irlkngwenng	mouse
remey	goanna
tewa	Bush turkey
pirntapirnt	butterfly
tirra-tirra	Rainbow bee eater
Rwemperwemp	Legless lizard

Kwatya	Under the Water
Perta	hill
Iwenga	hole
ywerta	Spinifex
rerrek	sandhill
Arna	ground
nkirra	Bank of the creek
arna lthelk	the Debris on the ground
arna therrek	Grass lands

Ngkerrem

Q: Nthanang _____ nem?	Q: Where does the ___ live?
A: _____ -ng nem	A: ___ lives inside the _____

ira nthana nem



intam-intam



inenh



nturrert



irlanty



irlkngwenng



remey



tewa



tirra-tirra



pirntapirnta



Rwemperwempa

Session 48: Ira nthana nem



Kwatya



perta



lwenga



ywerta



rerrk



arna



nkirra



arna lthelk



arna therrek

Session 48: Ira nthana nem homework

Answer the question, where does each animal live?
(Nthana ____ ira nem?)

Nthana = where
ira = it
nem = live, sit
kwarnal = in the
kwatya = water

arna lthelk = scrub
ywertal = in the spinifex
arnang = on the grown
lhwenga = hole
therrekang = in the grass
Nkirra = creek bank



Q: Nthana intam-intam ira nem?

**intam-intam kwatya
kwarnal nem**

A: _____



Q: Nthana inenh ira nem?

**inenh arna lthelk
nem**

A: _____



Q: Nthana nturrert ira nem?

A: _____



Q: Nthana irlanty ira nem?

A: _____



Q: Nthana irlkngwenng ira nem?

A: _____



Q: Nthana remey ira nem?

A: _____



Q: Nthana tewa ira nem?

A: _____



Q: Nthana tirra-tirra ira nem?

A: _____



Q: Nthana pirntapirnta ira nem?

A: _____



Q: Nthana Rwemperwempa ira nem?

A: _____

Session 49: Rrwerkem

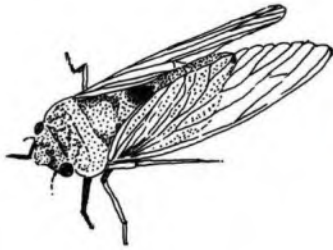
lknerner	Cicada
irrinma-irrinm	Cricket
ngepa	crow
ntyityerra	frog
karrk	Bower bird
Lpilypilyp	Miner bird
intelty	Grasshopper
kngwelya	Dog
apma	snake

werlakem	barking
Itara-twema	Banging, knocking
rrwerkal-lhem	Rustling

Ngkerrem:

Q1: Ngwenhal rrwerkal-lhem?	Q: who's rustling?
A: ____ rrwerkal-lhem	A: ____ is rustling
Q2: wenhal Itara-twema?	Q: What's banging
A: ____ Itara twem	A: ____ this is banging
Q3: Ngwenhal werlakem?	A: Who's barking?
A: ____ werlakem	A: ____ is barking
Q4: Ngwenhal Kngerra ngkem	Who's singing out
A: ____ kngerra nkgem	A: ____ is singing out

Ngwenhal kngerra ngkem



Iknerner



irrinma-irrinm



ngepa



ntyityerra



karrk



Lpilypilyp



intelty



kngwelya



apma

Session 49: Rrwerrkem homework

Answer the questions for each picture:

1. who's talking lots (Ngwenhal Kngerra ngkem)
2. Who's tapping (ngwenal Itara-twem?)
3. Who's rustling (Ngwenhal rrwerkal-lhem?)
4. Who's barking (Ngwenhal werlakem?)

Ngwenhal = who is
 kngerra ngkem = talking lots
 Itara-twem = banging
 rrwerkal-lhem = rustling
 werlakem = barking



Q: Ngwenhal Kngerra ngkem?

**Iknerher kngerra
ngkem**

A: _____



Q: Ngwenhal Itara-twema?

Ngupa Itara twem

A: _____



Q: Ngwenhal Kngerra ngkem?

A: _____



Q: Ngwenhal Kngerra ngkem?

A: _____



Q: Ngwenhal rrwerkal-lhem?

A: _____



Q: Ngwenhal Itara-twema?

A: _____



Q: Ngwenhal Kngerra ngkem?

A: _____



Q: Ngwenhal werlakem?

A: _____



Q: Ngwenhal rrwerkal-lhem?

A: _____


Session 50: Lengang-tyel tnartyek

tnethert	Scorpion
Ampa aatha	Death adder
ilperraley	King brown, mulga snake
iwentya	Mosquito
irtnwer	dingo
Kngwely	dog
irnperrka	Centipede
inurla	Spider
Tekert Impanty	fire ant
lwepa	Itchy grub

Ngkerrem

C1: Palaye, ___al thnematyng	Look out, ___ might bite you
C2: Palaye, ___al irtnamatyng	Look out, the ___ might fall
C: mwentya _____ng	Be careful, for _____
Q1: Wenhal teral nthem?	What do you fear?
A1: Yenga tera-irrem ___mung thnematyng	I'm scared of ___ biting me

Lengang-tyel Tnatyek



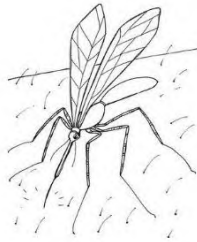
tnethert



ampa aatha



ilperraley



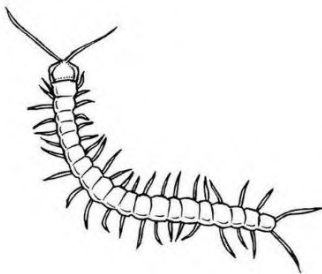
iwenya



irntwer



kngwelya



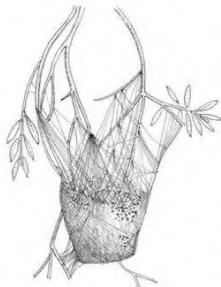
irnperrek



inurla



tekert impantya



iwepa



Session 50: Lengang-tyel tnartyek

Answer the question: what scares you? (Wenhal teral nthem?) for each picture

wenhal = what
teral nthem = scares
tera-irrem = scared of
-mung = from
thnematyng = might bite



Q: Wenhanl teral nthem?

**Yenga tera-irrem
tnethert-mung
thnematyng**

A: _____



Q: Wenhanl teral nthem?

**Yenga tera-irrem Ampa
aatha-mung thnematyng**

A: _____



Q: Wenhanl teral nthem?

A: _____



Q: Wenhanl teral nthem?

A: _____



Q: Wenhanl teral nthem?

A: _____



Q: Wenhanl teral nthem?

A: _____



Q: Wenhanl teral nthem?

A: _____



Q: Wenhanl teral nthem?

A: _____



Q: Wenhanl teral nthem?

A: _____



Q: Wenhanl teral nthem?

A: _____

Your Progress through The Fluency Transfer System:

Tick each box when you have 1) done the session face-to-face as a lesson in the Language Nest, 2) when you have listened to the Elder recording on the soundcloud, 3) when you have done the homework and 4) when you have passed an oral test for each session. When you have completed all the sessions, you will now be an intermediate Pertame learner!

Session	I have completed a lesson on this session	I have listened to the Elder recording	I have completed the homework	I have been tested on it and passed
Session 1: Survival Phrases				
Session 2: Introductions:				
Session 3: Merna & Kera 1 (food)				
Session 4: Wenha ngirra 1? (descriptions)				
Session 5: Relha 1(people)				
Session 6: Ntakenty? (how many?)				
Session 7: Altya 1 (family)				
Session 8: Altya 2 (family)				
Session 9: Nparn-irrentya (skin names)				
Session 10: Welenty 1(feelings)				
Session 11: Wenha Ngirra? 2 (descriptions)				
Session 12: Pmera 1 (country)				
Session 13: Pmera 2 (country)				
Session 14: Nhanh wenha ngirra? (colours)				
Session 15: Merna & kera 2 (food)				
Session 16: Unta wenha mparem 1 (yenga)				
Session 17: Unta wenha mparem 2 (atha)				
Session 18: Ngetya Untya-kenh Yultha 1 (Language Nest objects)				
Session 19: Rurla Ntywenh-ntywenh (drinks)				
Session 20: Mperrk 1(body)				
Session 21: Mperrk 2 (body)				
Session 22: lkera-rinya, kwatya-rinya (animals from the sky or water)				
Session 23: Unta wenha ngirra 2 (appearances)				

Session 24: Wenha Unta mparem 3 (what are you doing?)				
Session 25: Unta wenha mparem 4 (what are you doing)				
Session 26: Wenha ira ngirra (what's it like)				
Session 27: Relha 2 (people)				
Session 28: Manter (clothes)				
Session 29: Wenha unta mparem 5 (what are you doing)				
Session 30: Itya mparetyek (don't do that)				
Session 31: Welenty 2 (feelings)				
Session 32: Ilengar 1? (when?)				
Session 33: Merna & Kera 3 (food)				
Session 34: Mirnta (illnesses)				
Session 35: Ira wenha rlkwem 1 (what does it eat?)				
Session 36: Ira wenha rlkwem 2 (what does it eat?)				
Session 37: Ilengara 2 (when?)				
Session 38: Lkera 1 (sky)				
Session 39: Unta wenha Mparem 6 (what are you doing?)				
Session 40: Nthana 1? (where?)				
Session 41: Nthana 2 (where?)				
Session 42: Unta wenha mparem 7 (what are you doing)				
Session 43: Rurla (trees)				
Session 44: Urrkapenha-kenh (jobs)				
Session 45: Nthana 3 (where?)				
Session 46: Ilengar 3 (when?)				
Session 47: Ilengara merna urnma-irrem? (when does it get ripe?)				
Session 48: Ira nthana nem (where does it live?)				
Session 49: Rrerrickem (noise)				
Session 50: Lengang-tyel tnartyek (dangerous things)				
TOTAL COMPLETED				

